

STATEMENT OF APPROPRIATIONS, ALLOTMENTS, OBLIGATIONS, DISBURSEMENTS AND BALANCES

As at the Quarter Ending September 30, 2022

Department : Other Executive Offices
Agency/Entity : Philippine Sports Commission
Operating Unit : < not applicable >
Organization Code (UACS) : 26 032 0000000
Fund Cluster : 01 Regular Agency Fund

Table with 3 rows: X Current Year Appropriations, Supplemental Appropriations, Continuing Appropriations

(e.g. UACS Fund Cluster: 01-Regular Agency Fund, 02-Foreign Assisted Projects Fund, 03-Special Account-Locally Funded/Domestic Grants Fund, and 04-Special Account-Foreign Assisted/Foreign Grants Fund)

Main data table with columns: Particulars, UACS CODE, Appropriations, Allotments, Current Year Obligations, Current Year Disbursements, Balances. Includes rows for Agency Specific Budget, General Administration and Support, PS, MOOE, etc.

This report was generated using the Unified Reporting System on 24/10/2022 10:34 version.FAR.1.2.5 ; Status : SUBMITTED

Department : Other Executive Offices
 Agency/Entity : Philippine Sports Commission
 Operating Unit : < not applicable >
 Organization Code (UACS) : 26 032 000000
 Fund Cluster : 01 Regular Agency Fund

X	Current Year Appropriations
	Supplemental Appropriations
	Continuing Appropriations

(e.g. UACS Fund Cluster: 01-Regular Agency Fund, 02-Foreign Assisted Projects Fund, 03-Special Account-Locally Funded/Domestic Grants Fund, and 04-Special Account-Foreign Assisted/Foreign Grants Fund)

Particulars	UACS CODE	Appropriations			Allotments					Current Year Obligations					Current Year Disbursements					Balances			
		Authorized Appropriations	Adjustments(Transfer To/From, Modifications/Augmentations)	Adjusted Appropriations	Allotments Received	Adjustments(Reducations, Modifications/Augmentations)	Transfer To	Transfer From	Adjusted Total Allotments	1st Quarter Ending March 31	2nd Quarter Ending June 30	3rd Quarter Ending Sept. 30	4th Quarter Ending Dec. 31	TOTAL	1st Quarter Ending March 31	2nd Quarter Ending June 30	3rd Quarter Ending Sept. 30	4th Quarter Ending Dec. 31	TOTAL	Unreleased Appro	Unobligated Allotments	Unpaid Obligations(15-20)=(23+24)	
																						Due and Demandable	Not Yet Due and Demandable
1	2	3	4	5=(3+4)	6	7	8	9	10=[(6+(-)7)-8+9]	11	12	13	14	15=(11+12+13+14)	16	17	18	19	20=(16+17+18+19)	21	22	23	24
Financial Assistance to Athletes	310100200035000	20,000,000.00	0.00	20,000,000.00	20,000,000.00	0.00	0.00	0.00	20,000,000.00	0.00	0.00	20,000,000.00	0.00	20,000,000.00	0.00	0.00	20,000,000.00	0.00	20,000,000.00	0.00	0.00	0.00	0.00
		20,000,000.00	0.00	20,000,000.00	20,000,000.00	0.00	0.00	0.00	20,000,000.00	0.00	0.00	20,000,000.00	0.00	20,000,000.00	0.00	0.00	20,000,000.00	0.00	20,000,000.00	0.00	0.00	0.00	0.00
Preparation, Training and Support for the Samahang Boxing ng Philippines	310100200036000	3,000,000.00	0.00	3,000,000.00	0.00	0.00	0.00	0.00	0.00	0.00	0.00	0.00	0.00	0.00	0.00	0.00	0.00	0.00	0.00	3,000,000.00	0.00	0.00	0.00
MOOE		3,000,000.00	0.00	3,000,000.00	0.00	0.00	0.00	0.00	0.00	0.00	0.00	0.00	0.00	0.00	0.00	0.00	0.00	0.00	0.00	3,000,000.00	0.00	0.00	0.00
Preparation, Hosting and Participation of the FIBA Basketball World Cup	310100200037000	65,000,000.00	0.00	65,000,000.00	0.00	0.00	0.00	0.00	0.00	0.00	0.00	0.00	0.00	0.00	0.00	0.00	0.00	0.00	0.00	65,000,000.00	0.00	0.00	0.00
MOOE		65,000,000.00	0.00	65,000,000.00	0.00	0.00	0.00	0.00	0.00	0.00	0.00	0.00	0.00	0.00	0.00	0.00	0.00	0.00	0.00	65,000,000.00	0.00	0.00	0.00
Preparation, Training and Participation for the 19th Asian Games, Hangzhou, China	310100200038000	50,000,000.00	0.00	50,000,000.00	45,000,000.00	0.00	0.00	0.00	45,000,000.00	0.00	0.00	24,189,448.10	0.00	24,189,448.10	0.00	0.00	21,855,050.53	0.00	21,855,050.53	5,000,000.00	20,810,551.90	2,334,397.57	0.00
MOOE		50,000,000.00	0.00	50,000,000.00	45,000,000.00	0.00	0.00	0.00	45,000,000.00	0.00	0.00	24,189,448.10	0.00	24,189,448.10	0.00	0.00	21,855,050.53	0.00	21,855,050.53	5,000,000.00	20,810,551.90	2,334,397.57	0.00
Preparation, Training and Participation for the Southeast Asian Games, Hanoi, Vietnam	310100200039000	50,000,000.00	0.00	50,000,000.00	50,000,000.00	0.00	0.00	0.00	50,000,000.00	0.00	49,469,031.68	(681,573.14)	0.00	48,787,458.54	0.00	46,101,554.68	751,381.86	0.00	46,852,936.54	0.00	1,212,541.46	1,934,522.00	0.00
MOOE		50,000,000.00	0.00	50,000,000.00	50,000,000.00	0.00	0.00	0.00	50,000,000.00	0.00	49,469,031.68	(681,573.14)	0.00	48,787,458.54	0.00	46,101,554.68	751,381.86	0.00	46,852,936.54	0.00	1,212,541.46	1,934,522.00	0.00
5th Asian Youth Games, Shantou City, China	310100200040000	15,000,000.00	0.00	15,000,000.00	0.00	0.00	0.00	0.00	0.00	0.00	0.00	0.00	0.00	0.00	0.00	0.00	0.00	0.00	0.00	15,000,000.00	0.00	0.00	0.00
MOOE		15,000,000.00	0.00	15,000,000.00	0.00	0.00	0.00	0.00	0.00	0.00	0.00	0.00	0.00	0.00	0.00	0.00	0.00	0.00	0.00	15,000,000.00	0.00	0.00	0.00
6th Asian Indoor Martial Arts Games, Bangkok, Thailand	310100200041000	50,000,000.00	0.00	50,000,000.00	50,000,000.00	0.00	0.00	0.00	50,000,000.00	0.00	0.00	0.00	0.00	0.00	0.00	0.00	0.00	0.00	0.00	0.00	50,000,000.00	0.00	0.00
MOOE		50,000,000.00	0.00	50,000,000.00	50,000,000.00	0.00	0.00	0.00	50,000,000.00	0.00	0.00	0.00	0.00	0.00	0.00	0.00	0.00	0.00	0.00	0.00	50,000,000.00	0.00	0.00
Preparation, Training and Participation for PARA Games	310100200042000	50,000,000.00	0.00	50,000,000.00	50,000,000.00	0.00	0.00	0.00	50,000,000.00	0.00	1,377,000.00	13,102,427.00	0.00	14,479,427.00	0.00	1,377,000.00	13,102,427.00	0.00	14,479,427.00	0.00	35,520,573.00	0.00	0.00
MOOE		50,000,000.00	0.00	50,000,000.00	50,000,000.00	0.00	0.00	0.00	50,000,000.00	0.00	1,377,000.00	13,102,427.00	0.00	14,479,427.00	0.00	1,377,000.00	13,102,427.00	0.00	14,479,427.00	0.00	35,520,573.00	0.00	0.00
Philippine National Anti-Doping Organization (PH-NADO)	310100200043000	12,000,000.00	0.00	12,000,000.00	12,000,000.00	0.00	0.00	0.00	12,000,000.00	0.00	1,220,718.45	314,200.19	0.00	1,534,918.64	0.00	1,220,718.45	314,200.19	0.00	1,534,918.64	0.00	10,465,081.36	0.00	0.00
MOOE		12,000,000.00	0.00	12,000,000.00	12,000,000.00	0.00	0.00	0.00	12,000,000.00	0.00	1,220,718.45	314,200.19	0.00	1,534,918.64	0.00	1,220,718.45	314,200.19	0.00	1,534,918.64	0.00	10,465,081.36	0.00	0.00
Sub-Total, Operations		644,811,000.00	0.00	644,811,000.00	556,811,000.00	0.00	0.00	0.00	556,811,000.00	15,121,398.07	88,447,744.20	116,510,966.98	0.00	220,080,109.25	13,038,173.06	84,145,437.53	117,872,222.69	0.00	215,055,833.28	88,000,000.00	336,730,890.75	5,024,275.97	0.00
PS		31,401,000.00	0.00	31,401,000.00	31,401,000.00	0.00	0.00	0.00	31,401,000.00	6,741,129.98	8,801,515.08	5,318,412.70	0.00	20,861,057.76	6,713,556.32	8,771,578.50	5,318,027.04	0.00	20,803,161.86	0.00	10,539,942.24	57,895.90	0.00
FinEx (if Applicable)		613,410,000.00	0.00	613,410,000.00	525,410,000.00	0.00	0.00	0.00	525,410,000.00	8,380,268.09	79,646,229.12	111,192,554.28	0.00	199,219,051.49	6,324,616.74	75,373,859.03	112,554,195.65	0.00	194,252,671.42	88,000,000.00	326,190,948.51	4,966,380.07	0.00
CO		0.00	0.00	0.00	0.00	0.00	0.00	0.00	0.00	0.00	0.00	0.00	0.00	0.00	0.00	0.00	0.00	0.00	0.00	0.00	0.00	0.00	0.00
Sub-Total, I. Agency Specific Budget		725,238,000.00	0.00	725,238,000.00	637,238,000.00	0.00	0.00	0.00	637,238,000.00	37,835,982.60	120,390,377.87	124,851,666.68	0.00	283,078,027.15	28,932,100.07	122,514,015.39	126,514,412.73	0.00	277,960,528.19	88,000,000.00	354,159,972.85	5,117,498.96	0.00
PS		71,828,000.00	0.00	71,828,000.00	71,828,000.00	0.00	0.00	0.00	71,828,000.00	15,189,732.41	20,384,878.06	11,857,662.54	0.00	47,432,273.01	15,134,585.08	20,325,004.82	11,856,691.22	0.00	47,316,281.12	0.00	24,395,726.99	115,991.89	0.00
MOOE		653,410,000.00	0.00	653,410,000.00	565,410,000.00	0.00	0.00	0.00	565,410,000.00	22,646,250.19	100,005,499.81	112,994,004.14	0.00	235,645,754.14	13,797,514.99	102,189,010.57	114,657,721.51	0.00	230,644,247.07	88,000,000.00	329,764,245.86	5,001,507.07	0.00
FinEx (if Applicable)		0.00	0.00	0.00	0.00	0.00	0.00	0.00	0.00	0.00	0.00	0.00	0.00	0.00	0.00	0.00	0.00	0.00	0.00	0.00	0.00	0.00	0.00
CO		0.00	0.00	0.00	0.00	0.00	0.00	0.00	0.00	0.00	0.00	0.00	0.00	0.00	0.00	0.00	0.00	0.00	0.00	0.00	0.00	0.00	0.00

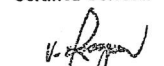
Department : Other Executive Offices
 Agency/Entity : Philippine Sports Commission
 Operating Unit : < not applicable >
 Organization Code (UACS) : 26 032 0000000
 Fund Cluster : 01 Regular Agency Fund


X	Current Year Appropriations
	Supplemental Appropriations
	Continuing Appropriations


(e.g. UACS Fund Cluster: 01-Regular Agency Fund, 02-Foreign Assisted Projects Fund, 03-Special Account-Locally Funded/Domestic Grants Fund, and 04-Special Account-Foreign Assisted/Foreign Grants Fund)


Particulars	UACS CODE	Appropriations			Allotments					Current Year Obligations					Current Year Disbursements					Balances			
		Authorized Appropriations	Adjustments (Transfer To/From, Modifications/Augmentations)	Adjusted Appropriations	Allotments Received	Adjustments (Reductions, Modifications/Augmentations)	Transfer To	Transfer From	Adjusted Total Allotments	1st Quarter Ending March 31	2nd Quarter Ending June 30	3rd Quarter Ending Sept. 30	4th Quarter Ending Dec. 31	TOTAL	1st Quarter Ending March 31	2nd Quarter Ending June 30	3rd Quarter Ending Sept. 30	4th Quarter Ending Dec. 31	TOTAL	Unreleased Appro	Unobligated Allotments	Unpaid Obligations (15-20)=(23+24)	
1	2	3	4	5=(3+4)	6	7	8	9	10=[(6+(-)7-8+9)]	11	12	13	14	15=[(11+12+13+14)]	16	17	18	19	20=[(16+17+18+19)]	21	22	23	24
II. Automatic Appropriations		6,511,000.00	0.00	6,511,000.00	6,511,000.00	0.00	0.00	0.00	6,511,000.00	1,407,374.05	1,401,899.24	1,185,867.07	0.00	3,995,140.36	923,795.93	1,885,477.36	1,180,196.59	0.00	3,989,469.88	0.00	2,515,859.64	5,670.48	0.00
Specific Budgets of National Government Agencies		6,511,000.00	0.00	6,511,000.00	6,511,000.00	0.00	0.00	0.00	6,511,000.00	1,407,374.05	1,401,899.24	1,185,867.07	0.00	3,995,140.36	923,795.93	1,885,477.36	1,180,196.59	0.00	3,989,469.88	0.00	2,515,859.64	5,670.48	0.00
Rel Life Insurance Premiums		6,511,000.00	0.00	6,511,000.00	6,511,000.00	0.00	0.00	0.00	6,511,000.00	1,407,374.05	1,401,899.24	1,185,867.07	0.00	3,995,140.36	923,795.93	1,885,477.36	1,180,196.59	0.00	3,989,469.88	0.00	2,515,859.64	5,670.48	0.00
PS		6,511,000.00	0.00	6,511,000.00	6,511,000.00	0.00	0.00	0.00	6,511,000.00	1,407,374.05	1,401,899.24	1,185,867.07	0.00	3,995,140.36	923,795.93	1,885,477.36	1,180,196.59	0.00	3,989,469.88	0.00	2,515,859.64	5,670.48	0.00
Sub-Total II. Automatic Appropriations		6,511,000.00	0.00	6,511,000.00	6,511,000.00	0.00	0.00	0.00	6,511,000.00	1,407,374.05	1,401,899.24	1,185,867.07	0.00	3,995,140.36	923,795.93	1,885,477.36	1,180,196.59	0.00	3,989,469.88	0.00	2,515,859.64	5,670.48	0.00
PS		6,511,000.00	0.00	6,511,000.00	6,511,000.00	0.00	0.00	0.00	6,511,000.00	1,407,374.05	1,401,899.24	1,185,867.07	0.00	3,995,140.36	923,795.93	1,885,477.36	1,180,196.59	0.00	3,989,469.88	0.00	2,515,859.64	5,670.48	0.00
MOOE		0.00	0.00	0.00	0.00	0.00	0.00	0.00	0.00	0.00	0.00	0.00	0.00	0.00	0.00	0.00	0.00	0.00	0.00	0.00	0.00	0.00	0.00
FinEx		0.00	0.00	0.00	0.00	0.00	0.00	0.00	0.00	0.00	0.00	0.00	0.00	0.00	0.00	0.00	0.00	0.00	0.00	0.00	0.00	0.00	0.00
CO		0.00	0.00	0.00	0.00	0.00	0.00	0.00	0.00	0.00	0.00	0.00	0.00	0.00	0.00	0.00	0.00	0.00	0.00	0.00	0.00	0.00	0.00
III. Special Purpose Fund		0.00	2,837,618.00	2,837,618.00	0.00	2,837,618.00	0.00	0.00	2,837,618.00	0.00	0.00	2,837,616.53	0.00	2,837,616.53	0.00	0.00	2,837,616.53	0.00	2,837,616.53	0.00	1.47	0.00	0.00
Pension and Gratuity Fund		0.00	2,837,618.00	2,837,618.00	0.00	2,837,618.00	0.00	0.00	2,837,618.00	0.00	0.00	2,837,616.53	0.00	2,837,616.53	0.00	0.00	2,837,616.53	0.00	2,837,616.53	0.00	1.47	0.00	0.00
PS		0.00	2,837,618.00	2,837,618.00	0.00	2,837,618.00	0.00	0.00	2,837,618.00	0.00	0.00	2,837,616.53	0.00	2,837,616.53	0.00	0.00	2,837,616.53	0.00	2,837,616.53	0.00	1.47	0.00	0.00
Sub-Total III. Special Purpose Fund		0.00	2,837,618.00	2,837,618.00	0.00	2,837,618.00	0.00	0.00	2,837,618.00	0.00	0.00	2,837,616.53	0.00	2,837,616.53	0.00	0.00	2,837,616.53	0.00	2,837,616.53	0.00	1.47	0.00	0.00
PS		0.00	2,837,618.00	2,837,618.00	0.00	2,837,618.00	0.00	0.00	2,837,618.00	0.00	0.00	2,837,616.53	0.00	2,837,616.53	0.00	0.00	2,837,616.53	0.00	2,837,616.53	0.00	1.47	0.00	0.00
MOOE		0.00	0.00	0.00	0.00	0.00	0.00	0.00	0.00	0.00	0.00	0.00	0.00	0.00	0.00	0.00	0.00	0.00	0.00	0.00	0.00	0.00	0.00
FinEx		0.00	0.00	0.00	0.00	0.00	0.00	0.00	0.00	0.00	0.00	0.00	0.00	0.00	0.00	0.00	0.00	0.00	0.00	0.00	0.00	0.00	0.00
CO		0.00	0.00	0.00	0.00	0.00	0.00	0.00	0.00	0.00	0.00	0.00	0.00	0.00	0.00	0.00	0.00	0.00	0.00	0.00	0.00	0.00	0.00
IV. Reversion of the Unobligated Allotments charged against R.A. Nos. 11465 and 11494		0.00	0.00	0.00	0.00	0.00	0.00	0.00	0.00	0.00	0.00	0.00	0.00	0.00	0.00	0.00	0.00	0.00	0.00	0.00	0.00	0.00	0.00
GRAND TOTAL		731,749,000.00	2,837,618.00	734,586,618.00	643,749,000.00	2,837,618.00	0.00	0.00	646,586,618.00	39,243,356.65	121,792,277.11	128,875,150.28	0.00	289,910,784.04	29,855,896.00	124,399,492.75	130,532,225.85	0.00	284,787,614.60	88,000,000.00	356,675,833.96	5,123,169.44	0.00
PS		78,339,000.00	2,837,618.00	81,176,618.00	78,339,000.00	2,837,618.00	0.00	0.00	81,176,618.00	16,597,106.46	21,796,777.30	15,981,146.14	0.00	54,265,029.90	16,058,381.01	22,210,482.18	15,874,504.34	0.00	54,143,367.53	0.00	26,911,588.10	121,662.37	0.00
MOOE		653,410,000.00	0.00	653,410,000.00	565,410,000.00	0.00	0.00	0.00	565,410,000.00	22,646,250.19	100,005,499.81	112,994,004.14	0.00	235,645,754.14	13,797,514.99	102,189,010.57	114,657,721.51	0.00	230,644,247.07	88,000,000.00	329,764,245.86	5,001,507.07	0.00

Recapitulation by OO:																							
I. Agency Specific Budget		644,811,000.00	0.00	644,811,000.00	556,811,000.00	0.00	0.00	0.00	556,811,000.00	15,121,398.07	88,447,744.20	116,510,966.98	0.00	220,080,109.25	13,038,173.06	84,145,437.53	117,872,222.69	0.00	215,055,833.28	88,000,000.00	336,730,890.75	5,024,275.97	0.00
AM PORTS DEVELOPMENT PROGRAM		644,811,000.00	0.00	644,811,000.00	556,811,000.00	0.00	0.00	0.00	556,811,000.00	15,121,398.07	88,447,744.20	116,510,966.98	0.00	220,080,109.25	13,038,173.06	84,145,437.53	117,872,222.69	0.00	215,055,833.28	88,000,000.00	336,730,890.75	5,024,275.97	0.00

Certified Correct:

VIOLETA R. TUAZON
 Chief, Budget Division
 Date:

Certified Correct:

ERIK JEAN A. MAYORES
 Acting Chief Accountant
 Date:

Recommending Approval:

ATTY. GUILLERMO B. IROY, JR.
 OIC - Executive Director
 Date:

Approved By:

JOSE EMMANUEL M. EALA
 Chairman
 Date:

STATEMENT OF APPROPRIATIONS, ALLOTMENTS, OBLIGATIONS, DISBURSEMENTS AND BALANCES

As at the Quarter Ending September 30, 2022

Department : Other Executive Offices
 Agency/Entity : Philippine Sports Commission
 Operating Unit : < not applicable >
 Organization Code (UACS) : 26 032 0000000
 Fund Cluster : 03 Special Account - Locally Funded/Domestic Grants Fund

X	Current Year Appropriations
	Supplemental Appropriations
	Continuing Appropriations

(e.g. UACS Fund Cluster: 01-Regular Agency Fund, 02-Foreign Assisted Projects Fund, 03-Special Account-Locally Funded/Domestic Grants Fund, and 04-Special Account-Foreign Assisted/Foreign Grants Fund)

Particulars	UACS CODE	Appropriations			Allotments					Current Year Obligations					Current Year Disbursements					Balances			
		Authorized Appropriations	Adjustments(Transfer To/From, Modifications/Augmentations)	Adjusted Appropriations	Allotments Received	Adjustments(Reductions, Modifications/Augmentations)	Transfer To	Transfer From	Adjusted Total Allotments	1st Quarter Ending March 31	2nd Quarter Ending June 30	3rd Quarter Ending Sept. 30	4th Quarter Ending Dec. 31	TOTAL	1st Quarter Ending March 31	2nd Quarter Ending June 30	3rd Quarter Ending Sept. 30	4th Quarter Ending Dec. 31	TOTAL	Unreleased Appro	Unobligated Allotments	Unpaid Obligations(15-20)=(23+24)	
																						10=[(6+(-7))-8+9]	20=(16+17+18+19)
1	2	3	4	5=(3+4)	6	7	8	9	10	11	12	13	14	15=(11+12+13+14)	16	17	18	19	20	21	22	23	24
II. c. Appropriations		29,826,000.00	0.00	29,826,000.00	27,658,887.00	0.00	0.00	0.00	27,658,887.00	0.00	0.00	20,093,282.72	0.00	20,093,282.72	0.00	0.00	0.00	0.00	0.00	2,167,113.00	7,565,604.28	20,093,282.72	0.00
Special Accounts in the General Fund		29,826,000.00	0.00	29,826,000.00	27,658,887.00	0.00	0.00	0.00	27,658,887.00	0.00	0.00	20,093,282.72	0.00	20,093,282.72	0.00	0.00	0.00	0.00	0.00	2,167,113.00	7,565,604.28	20,093,282.72	0.00
National Sports Development Fund		29,826,000.00	0.00	29,826,000.00	27,658,887.00	0.00	0.00	0.00	27,658,887.00	0.00	0.00	20,093,282.72	0.00	20,093,282.72	0.00	0.00	0.00	0.00	0.00	2,167,113.00	7,565,604.28	20,093,282.72	0.00
MCOE		29,826,000.00	0.00	29,826,000.00	27,658,887.00	0.00	0.00	0.00	27,658,887.00	0.00	0.00	20,093,282.72	0.00	20,093,282.72	0.00	0.00	0.00	0.00	0.00	2,167,113.00	7,565,604.28	20,093,282.72	0.00
Sub-total a. Automatic Appropriations		29,826,000.00	0.00	29,826,000.00	27,658,887.00	0.00	0.00	0.00	27,658,887.00	0.00	0.00	20,093,282.72	0.00	20,093,282.72	0.00	0.00	0.00	0.00	0.00	2,167,113.00	7,565,604.28	20,093,282.72	0.00
PS		0.00	0.00	0.00	0.00	0.00	0.00	0.00	0.00	0.00	0.00	0.00	0.00	0.00	0.00	0.00	0.00	0.00	0.00	0.00	0.00	0.00	0.00
MCOE		29,826,000.00	0.00	29,826,000.00	27,658,887.00	0.00	0.00	0.00	27,658,887.00	0.00	0.00	20,093,282.72	0.00	20,093,282.72	0.00	0.00	0.00	0.00	0.00	2,167,113.00	7,565,604.28	20,093,282.72	0.00
FinEx		0.00	0.00	0.00	0.00	0.00	0.00	0.00	0.00	0.00	0.00	0.00	0.00	0.00	0.00	0.00	0.00	0.00	0.00	0.00	0.00	0.00	0.00
CO		0.00	0.00	0.00	0.00	0.00	0.00	0.00	0.00	0.00	0.00	0.00	0.00	0.00	0.00	0.00	0.00	0.00	0.00	0.00	0.00	0.00	0.00
IV. Reversion of the Unobligated Allotments charged against R.A. Nos. 11465 and 11494		0.00	0.00	0.00	0.00	0.00	0.00	0.00	0.00	0.00	0.00	0.00	0.00	0.00	0.00	0.00	0.00	0.00	0.00	0.00	0.00	0.00	0.00
GRAND TOTAL		29,826,000.00	0.00	29,826,000.00	27,658,887.00	0.00	0.00	0.00	27,658,887.00	0.00	0.00	20,093,282.72	0.00	20,093,282.72	0.00	0.00	0.00	0.00	0.00	2,167,113.00	7,565,604.28	20,093,282.72	0.00
MCOE		29,826,000.00	0.00	29,826,000.00	27,658,887.00	0.00	0.00	0.00	27,658,887.00	0.00	0.00	20,093,282.72	0.00	20,093,282.72	0.00	0.00	0.00	0.00	0.00	2,167,113.00	7,565,604.28	20,093,282.72	0.00

Certified Correct:


VIOLETA R. TUAZON
 Chief/Budget Division

Date:

Certified Correct:


ERIK SEAN A. MAYORES
 Acting Chief Accountant


Date:

Recommending Approval:


ATTY. GUILLERMO B. IROY, JR.
 OIC - Executive Director

Date:

Approved By:


JOSE EMMANUEL M. EALA
 Chairman

Date:

STATEMENT OF APPROPRIATIONS, ALLOTMENTS, OBLIGATIONS, DISBURSEMENTS AND BALANCES
As at the Quarter Ending September 30, 2022

Department: Other Executive Offices
 Agency: Philippine Sports Commission
 Operating Unit: < not applicable >
 Organization Code (UACS) : 26 032 0000000
 Fund Cluster: 01 Regular Agency Fund
 (e.g. UACS Fund Cluster: 01-Regular Agency Fund, 02-Foreign Assisted Projects Fund, 03-Special Account-Locally Funded/Domestic Grants Fund, and 04-Special Account-Foreign Assisted/Foreign Grants Fund)

	Current Year Appropriations
	Supplemental Appropriations
X	Continuing Appropriations

Particulars	UACS CODE	Appropriations			Allotments			Current Year Obligations							Current Year Disbursements					Balances			
		Authorized Appropriations	Adjustments (Transfer To/From, Realignment)	Adjusted Appropriations	Allotments Received	Adjustments (Withdrawal, Realignment)	Transfer To	Transfer From	Adjusted Total Allotments	1st Quarter Ending March 31	2nd Quarter Ending June 30	3rd Quarter Ending Sept. 30	4th Quarter Ending Dec. 31	TOTAL	1st Quarter Ending March 31	2nd Quarter Ending June 30	3rd Quarter Ending Sept. 30	4th Quarter Ending Dec. 31	TOTAL	Unreleased Appro	Unobligated Allotments	Unpaid Obligations	
																						Due and Demandable	Not Yet Due and Demandable
1	2	3	4	5=(3+4)	6	7	8	9	10=[(6+(-)-7)-8+9]	11	12	13	14	15=(11+12+13+14)	16	17	18	19	20=(16+17+18+19)	21=(5-10)	22=(10-15)	23	24
I. Continuing Appropriations		559,842,466.46	0.00	559,842,466.46	554,842,466.46	0.00	0.00	0.00	554,842,466.46	100,006,825.00	131,654,937.02	15,349,887.89	0.00	247,011,649.91	58,815,163.04	155,430,959.09	29,142,939.38	0.00	243,389,061.51	5,000,000.00	307,830,816.55	3,622,588.40	0.00
I. Agency Specific Budget		559,842,466.46	0.00	559,842,466.46	554,842,466.46	0.00	0.00	0.00	554,842,466.46	100,006,825.00	131,654,937.02	15,349,887.89	0.00	247,011,649.91	58,815,163.04	155,430,959.09	29,142,939.38	0.00	243,389,061.51	5,000,000.00	307,830,816.55	3,622,588.40	0.00
General Administration and Support	1000000000000000	44,387,819.03	0.00	44,387,819.03	44,387,819.03	0.00	0.00	0.00	44,387,819.03	21,459,342.34	14,541,420.85	8,211,585.08	0.00	44,212,348.27	17,598,518.59	16,371,249.11	9,909,250.57	0.00	43,879,018.27	0.00	175,470.76	333,330.00	0.00
General Management and Supervision	100000100001000	44,387,819.03	0.00	44,387,819.03	44,387,819.03	0.00	0.00	0.00	44,387,819.03	21,459,342.34	14,541,420.85	8,211,585.08	0.00	44,212,348.27	17,598,518.59	16,371,249.11	9,909,250.57	0.00	43,879,018.27	0.00	175,470.76	333,330.00	0.00
MOOE		44,387,819.03	0.00	44,387,819.03	44,387,819.03	0.00	0.00	0.00	44,387,819.03	21,459,342.34	14,541,420.85	8,211,585.08	0.00	44,212,348.27	17,598,518.59	16,371,249.11	9,909,250.57	0.00	43,879,018.27	0.00	175,470.76	333,330.00	0.00
Sub-Total, General Administration and Support		44,387,819.03	0.00	44,387,819.03	44,387,819.03	0.00	0.00	0.00	44,387,819.03	21,459,342.34	14,541,420.85	8,211,585.08	0.00	44,212,348.27	17,598,518.59	16,371,249.11	9,909,250.57	0.00	43,879,018.27	0.00	175,470.76	333,330.00	0.00
PS		0.00	0.00	0.00	0.00	0.00	0.00	0.00	0.00	0.00	0.00	0.00	0.00	0.00	0.00	0.00	0.00	0.00	0.00	0.00	0.00	0.00	0.00
MOOE		44,387,819.03	0.00	44,387,819.03	44,387,819.03	0.00	0.00	0.00	44,387,819.03	21,459,342.34	14,541,420.85	8,211,585.08	0.00	44,212,348.27	17,598,518.59	16,371,249.11	9,909,250.57	0.00	43,879,018.27	0.00	175,470.76	333,330.00	0.00
FinEx (if Applicable)		0.00	0.00	0.00	0.00	0.00	0.00	0.00	0.00	0.00	0.00	0.00	0.00	0.00	0.00	0.00	0.00	0.00	0.00	0.00	0.00	0.00	0.00
CO		0.00	0.00	0.00	0.00	0.00	0.00	0.00	0.00	0.00	0.00	0.00	0.00	0.00	0.00	0.00	0.00	0.00	0.00	0.00	0.00	0.00	0.00
Operations	3000000000000000	515,454,647.43	0.00	515,454,647.43	510,454,647.43	0.00	0.00	0.00	510,454,647.43	78,547,482.66	117,113,516.17	7,138,302.81	0.00	202,799,301.64	41,216,644.45	139,059,709.98	19,233,688.81	0.00	199,510,043.24	5,000,000.00	307,655,345.79	3,289,258.40	0.00
OO : Source of athletic talents widened		515,454,647.43	0.00	515,454,647.43	510,454,647.43	0.00	0.00	0.00	510,454,647.43	78,547,482.66	117,113,516.17	7,138,302.81	0.00	202,799,301.64	41,216,644.45	139,059,709.98	19,233,688.81	0.00	199,510,043.24	5,000,000.00	307,655,345.79	3,289,258.40	0.00
AMATEUR SPORTS DEVELOPMENT PROGRAM		515,454,647.43	0.00	515,454,647.43	510,454,647.43	0.00	0.00	0.00	510,454,647.43	78,547,482.66	117,113,516.17	7,138,302.81	0.00	202,799,301.64	41,216,644.45	139,059,709.98	19,233,688.81	0.00	199,510,043.24	5,000,000.00	307,655,345.79	3,289,258.40	0.00
Policy and Program Formulation and Amateur Sport Development and Promotion	310100100001000	227,248.11	0.00	227,248.11	227,248.11	0.00	0.00	0.00	227,248.11	0.00	174,320.00	29,578.63	0.00	203,898.63	0.00	141,120.00	62,778.63	0.00	203,898.63	0.00	23,349.48	0.00	0.00
MOOE		227,248.11	0.00	227,248.11	227,248.11	0.00	0.00	0.00	227,248.11	0.00	174,320.00	29,578.63	0.00	203,898.63	0.00	141,120.00	62,778.63	0.00	203,898.63	0.00	23,349.48	0.00	0.00
National Sport for All-Grassroot Centerpiece Program	310100100002000	73,485,277.50	0.00	73,485,277.50	73,485,277.50	0.00	0.00	0.00	73,485,277.50	15,698,427.70	35,593,000.00	6,282,104.00	0.00	57,573,531.70	15,698,427.70	35,593,000.00	6,282,104.00	0.00	57,573,531.70	0.00	15,911,745.80	0.00	0.00
MOOE		73,485,277.50	0.00	73,485,277.50	73,485,277.50	0.00	0.00	0.00	73,485,277.50	15,698,427.70	35,593,000.00	6,282,104.00	0.00	57,573,531.70	15,698,427.70	35,593,000.00	6,282,104.00	0.00	57,573,531.70	0.00	15,911,745.80	0.00	0.00
Local Assisted Project(s)		441,742,121.82	0.00	441,742,121.82	436,742,121.82	0.00	0.00	0.00	436,742,121.82	62,849,054.96	81,346,196.17	826,620.18	0.00	145,021,871.31	25,518,216.75	103,325,589.98	12,888,806.18	0.00	141,732,612.91	5,000,000.00	291,720,250.51	3,289,258.40	0.00
4th Sports Hall of Fame Enshrinement	310100200008000	2,176,000.00	0.00	2,176,000.00	2,176,000.00	0.00	0.00	0.00	2,176,000.00	0.00	0.00	0.00	0.00	0.00	0.00	0.00	0.00	0.00	0.00	0.00	2,176,000.00	0.00	0.00
MOOE		2,176,000.00	0.00	2,176,000.00	2,176,000.00	0.00	0.00	0.00	2,176,000.00	0.00	0.00	0.00	0.00	0.00	0.00	0.00	0.00	0.00	0.00	0.00	2,176,000.00	0.00	0.00
International Games - Preparation, Training and Participation for the 2021 Tokyo Olympics, Japan	310100200019000	48,484,073.25	0.00	48,484,073.25	48,484,073.25	0.00	0.00	0.00	48,484,073.25	506,921.71	2,621,394.05	0.00	0.00	3,128,315.76	422,631.50	2,705,684.26	0.00	0.00	3,128,315.76	0.00	45,355,757.49	0.00	0.00
MOOE		48,484,073.25	0.00	48,484,073.25	48,484,073.25	0.00	0.00	0.00	48,484,073.25	506,921.71	2,621,394.05	0.00	0.00	3,128,315.76	422,631.50	2,705,684.26	0.00	0.00	3,128,315.76	0.00	45,355,757.49	0.00	0.00
International Games - Preparation, Training and Participation for the Asian Regional Games	310100200020000	255,874,564.90	0.00	255,874,564.90	255,874,564.90	0.00	0.00	0.00	255,874,564.90	1,041,491.50	16,370,478.00	1,347,293.50	0.00	18,759,263.00	1,041,491.50	10,776,408.00	6,941,363.50	0.00	18,759,263.00	0.00	237,115,301.90	0.00	0.00
MOOE		255,874,564.90	0.00	255,874,564.90	255,874,564.90	0.00	0.00	0.00	255,874,564.90	1,041,491.50	16,370,478.00	1,347,293.50	0.00	18,759,263.00	1,041,491.50	10,776,408.00	6,941,363.50	0.00	18,759,263.00	0.00	237,115,301.90	0.00	0.00
International Games - Preparation, Training and Participation for the ASEAN PARA Games	310100200021000	30,000,000.00	0.00	30,000,000.00	30,000,000.00	0.00	0.00	0.00	30,000,000.00	0.00	29,804,636.00	193,074.88	0.00	29,997,710.88	0.00	27,178,227.00	2,819,483.88	0.00	29,997,710.88	0.00	2,289.12	0.00	0.00


Department: Other Executive Offices
 Agency: Philippine Sports Commission
 Operating Unit: < not applicable >
 Organization Code (UACS): 26 032 0000000
 Fund Cluster: 01 Regular Agency Fund


	Current Year Appropriations
	Supplemental Appropriations
X	Continuing Appropriations


(e.g. UACS Fund Cluster: 01-Regular Agency Fund, 02-Foreign Assisted Projects Fund, 03-Special Account-Locally Funded/Domestic Grants Fund, and 04-Special Account-Foreign Assisted/Foreign Grants Fund)


Particulars	UACS CODE	Appropriations			Allotments					Current Year Obligations					Current Year Disbursements					Balances			
		Authorized Appropriations	Adjustments (Transfer To/From, Realignment)	Adjusted Appropriations	Allotments Received	Adjustment s (Withdrawal, Realignment)	Transfer To	Transfer From	Adjusted Total Allotments	1st Quarter Ending March 31	2nd Quarter Ending June 30	3rd Quarter Ending Sept. 30	4th Quarter Ending Dec. 31	TOTAL	1st Quarter Ending March 31	2nd Quarter Ending June 30	3rd Quarter Ending Sept. 30	4th Quarter Ending Dec. 31	TOTAL	Unreleased Appro	Unobligated Allotments	Unpaid Obligations	
																						Due and Demandable	Not Yet Due and Demandable
MOOE		30,000,000.00	0.00	30,000,000.00	30,000,000.00	0.00	0.00	0.00	30,000,000.00	0.00	29,804,636.00	193,074.88	0.00	29,997,710.88	0.00	27,178,227.00	2,819,483.88	0.00	29,997,710.88	0.00	2,289.12	0.00	0.00
Net Sports Summit	310100200022000	2,747,172.28	0.00	2,747,172.28	2,747,172.28	0.00	0.00	0.00	2,747,172.28	0.00	0.00	0.00	0.00	0.00	0.00	0.00	0.00	0.00	0.00	0.00	2,747,172.28	0.00	0.00
MOOE		2,747,172.28	0.00	2,747,172.28	2,747,172.28	0.00	0.00	0.00	2,747,172.28	0.00	0.00	0.00	0.00	0.00	0.00	0.00	0.00	0.00	0.00	0.00	2,747,172.28	0.00	0.00
Indigenous People's Games	310100200023000	7,933,824.08	0.00	7,933,824.08	7,933,824.08	0.00	0.00	0.00	7,933,824.08	4,682,437.75	215,318.24	0.00	0.00	4,897,755.99	4,682,437.75	215,318.24	0.00	0.00	4,897,755.99	0.00	3,036,068.09	0.00	0.00
MOOE		7,933,824.08	0.00	7,933,824.08	7,933,824.08	0.00	0.00	0.00	7,933,824.08	4,682,437.75	215,318.24	0.00	0.00	4,897,755.99	4,682,437.75	215,318.24	0.00	0.00	4,897,755.99	0.00	3,036,068.09	0.00	0.00
Training, Seminars and Workshops and Competition Program for Arnis Sports	310100200024000	5,000,000.00	0.00	5,000,000.00	0.00	0.00	0.00	0.00	0.00	0.00	0.00	0.00	0.00	0.00	0.00	0.00	0.00	0.00	0.00	5,000,000.00	0.00	0.00	0.00
MOOE		5,000,000.00	0.00	5,000,000.00	0.00	0.00	0.00	0.00	0.00	0.00	0.00	0.00	0.00	0.00	0.00	0.00	0.00	0.00	0.00	5,000,000.00	0.00	0.00	0.00
Training and Support for the Philippine Football Federation	310100200027000	10,000,000.00	0.00	10,000,000.00	10,000,000.00	0.00	0.00	0.00	10,000,000.00	0.00	10,000,000.00	0.00	0.00	10,000,000.00	0.00	10,000,000.00	0.00	0.00	10,000,000.00	0.00	0.00	0.00	0.00
MOOE		10,000,000.00	0.00	10,000,000.00	10,000,000.00	0.00	0.00	0.00	10,000,000.00	0.00	10,000,000.00	0.00	0.00	10,000,000.00	0.00	10,000,000.00	0.00	0.00	10,000,000.00	0.00	0.00	0.00	0.00
Training and Support for the Samahang Basketbolista ng Pilipinas (SBP)	310100200028000	10,000,000.00	0.00	10,000,000.00	10,000,000.00	0.00	0.00	0.00	10,000,000.00	10,000,000.00	0.00	0.00	0.00	10,000,000.00	10,000,000.00	0.00	0.00	0.00	10,000,000.00	0.00	0.00	0.00	0.00
MOOE		10,000,000.00	0.00	10,000,000.00	10,000,000.00	0.00	0.00	0.00	10,000,000.00	10,000,000.00	0.00	0.00	0.00	10,000,000.00	10,000,000.00	0.00	0.00	0.00	10,000,000.00	0.00	0.00	0.00	0.00
Preparation, Training and Participation for the Pilipinas PAFA Games	310100200030000	4,695,936.00	0.00	4,695,936.00	4,695,936.00	0.00	0.00	0.00	4,695,936.00	2,603,800.00	1,739,506.00	44,410.00	0.00	4,387,716.00	2,603,800.00	1,276,586.00	507,330.00	0.00	4,387,716.00	0.00	308,220.00	0.00	0.00
MOOE		4,695,936.00	0.00	4,695,936.00	4,695,936.00	0.00	0.00	0.00	4,695,936.00	2,603,800.00	1,739,506.00	44,410.00	0.00	4,387,716.00	2,603,800.00	1,276,586.00	507,330.00	0.00	4,387,716.00	0.00	308,220.00	0.00	0.00
International Games - Preparation, Training and Participation for the 2021 Southeast Asian Games	310100200031000	64,767,994.54	0.00	64,767,994.54	64,767,994.54	0.00	0.00	0.00	64,767,994.54	44,014,404.00	20,594,863.88	(758,158.20)	0.00	63,851,109.68	6,767,856.00	51,173,366.48	2,620,628.80	0.00	60,561,851.28	0.00	916,884.86	3,289,258.40	0.00
MOOE		64,767,994.54	0.00	64,767,994.54	64,767,994.54	0.00	0.00	0.00	64,767,994.54	44,014,404.00	20,594,863.88	(758,158.20)	0.00	63,851,109.68	6,767,856.00	51,173,366.48	2,620,628.80	0.00	60,561,851.28	0.00	916,884.86	3,289,258.40	0.00
International Games - Preparation, Training and Participation for the Tokyo Paralympic Games	310100200032000	62,556.77	0.00	62,556.77	62,556.77	0.00	0.00	0.00	62,556.77	0.00	0.00	0.00	0.00	0.00	0.00	0.00	0.00	0.00	0.00	0.00	62,556.77	0.00	0.00
MOOE		62,556.77	0.00	62,556.77	62,556.77	0.00	0.00	0.00	62,556.77	0.00	0.00	0.00	0.00	0.00	0.00	0.00	0.00	0.00	0.00	0.00	62,556.77	0.00	0.00
Sub-Total, Operations		515,454,647.43	0.00	515,454,647.43	510,454,647.43	0.00	0.00	0.00	510,454,647.43	78,547,482.66	117,113,516.17	7,138,302.81	0.00	202,799,301.64	41,216,644.45	139,059,709.99	19,233,688.81	0.00	199,510,043.24	5,000,000.00	307,655,345.79	3,289,258.40	0.00
PS		0.00	0.00	0.00	0.00	0.00	0.00	0.00	0.00	0.00	0.00	0.00	0.00	0.00	0.00	0.00	0.00	0.00	0.00	0.00	0.00	0.00	0.00
MOOE		515,454,647.43	0.00	515,454,647.43	510,454,647.43	0.00	0.00	0.00	510,454,647.43	78,547,482.66	117,113,516.17	7,138,302.81	0.00	202,799,301.64	41,216,644.45	139,059,709.99	19,233,688.81	0.00	199,510,043.24	5,000,000.00	307,655,345.79	3,289,258.40	0.00
Fin (if applicable)		0.00	0.00	0.00	0.00	0.00	0.00	0.00	0.00	0.00	0.00	0.00	0.00	0.00	0.00	0.00	0.00	0.00	0.00	0.00	0.00	0.00	0.00
CO		0.00	0.00	0.00	0.00	0.00	0.00	0.00	0.00	0.00	0.00	0.00	0.00	0.00	0.00	0.00	0.00	0.00	0.00	0.00	0.00	0.00	0.00
GRAND TOTAL		559,842,466.46	0.00	559,842,466.46	554,842,466.46	0.00	0.00	0.00	554,842,466.46	100,006,825.00	131,654,937.02	15,349,887.89	0.00	247,011,649.91	58,815,163.04	155,430,959.09	29,142,939.38	0.00	243,389,061.51	5,000,000.00	307,830,816.55	3,622,588.40	0.00
PS		0.00	0.00	0.00	0.00	0.00	0.00	0.00	0.00	0.00	0.00	0.00	0.00	0.00	0.00	0.00	0.00	0.00	0.00	0.00	0.00	0.00	0.00
MOOE		559,842,466.46	0.00	559,842,466.46	554,842,466.46	0.00	0.00	0.00	554,842,466.46	100,006,825.00	131,654,937.02	15,349,887.89	0.00	247,011,649.91	58,815,163.04	155,430,959.09	29,142,939.38	0.00	243,389,061.51	5,000,000.00	307,830,816.55	3,622,588.40	0.00
FinEx (if Applicable)		0.00	0.00	0.00	0.00	0.00	0.00	0.00	0.00	0.00	0.00	0.00	0.00	0.00	0.00	0.00	0.00	0.00	0.00	0.00	0.00	0.00	0.00
CO		0.00	0.00	0.00	0.00	0.00	0.00	0.00	0.00	0.00	0.00	0.00	0.00	0.00	0.00	0.00	0.00	0.00	0.00	0.00	0.00	0.00	0.00

This report was generated using the Unified Reporting System on 24/10/2022 10:10 version.FAR1.1.1 : Status : SUBMITTED

Certified Correct:

VIOLETA R. TUAZON
 Chief, Budget Division
 Date:

Certified Correct:

ERIK JEAN A. MAYORES
 Aging Chief Accountant
 Date:

Recommending Approval:

ATTY. GUILLERMO B. IROY, JR.
 OIC - Executive Director
 Date:

Approved By:

JOSE EMMANUEL M. EALA
 Chairman
 Date:

STATEMENT OF APPROPRIATIONS, ALLOTMENTS, OBLIGATIONS, DISBURSEMENTS AND BALANCES
As at the Quarter Ending June 30, 2022

Department : Other Executive Offices
 Agency/Entity : Philippine Sports Commission
 Operating Unit : < not applicable >
 Organization Code (UACS) : 26 032 0000000
 Fund Cluster : 01 Regular Agency Fund

X	Current Year Appropriations
	Supplemental Appropriations
	Continuing Appropriations

(e.g. UACS Fund Cluster: 01-Regular Agency Fund, 02-Foreign Assisted Projects Fund, 03-Special Account-Locally Funded/Domestic Grants Fund, and 04-Special Account-Foreign Assisted/Foreign Grants Fund)

Particulars	UACS CODE	Appropriations			Allotments					Current Year Obligations					Current Year Disbursements					Balances			
		Authorized Appropriations	Adjustments (Transfer To/From, Modifications/Augmentations)	Adjusted Appropriations	Allotments Received	Adjustments (Reductions, Modifications/Augmentations)	Transfer To	Transfer From	Adjusted Total Allotments	1st Quarter Ending March 31	2nd Quarter Ending June 30	3rd Quarter Ending Sept. 30	4th Quarter Ending Dec. 31	TOTAL	1st Quarter Ending March 31	2nd Quarter Ending June 30	3rd Quarter Ending Sept. 30	4th Quarter Ending Dec. 31	TOTAL	Unreleased Appro	Unobligated Allotments	Unpaid Obligations (15-20)=(23+24)	
																						Due and Demandable	Not Yet Due and Demandable
1	2	3	4	5=(3+4)	6	7	8	9	10=[(8+(-17)-8+9)]	11	12	13	14	15=(11+12+13+14)	16	17	18	19	20=(16+17+18+19)	21	22	23	24
Office Budget		725,238,000.00	0.00	725,238,000.00	592,238,000.00	0.00	0.00	0.00	592,238,000.00	37,835,882.60	120,360,377.87	0.00	0.00	158,196,260.47	20,932,100.07	122,614,016.39	0.00	0.00	151,446,116.46	133,000,000.00	434,011,839.53	6,780,248.01	0.00
General Administration and Support	1000000000000000	80,427,000.00	0.00	80,427,000.00	80,427,000.00	0.00	0.00	0.00	80,427,000.00	22,714,584.53	31,942,833.67	0.00	0.00	54,657,218.20	15,893,927.01	38,368,577.86	0.00	0.00	54,262,504.87	0.00	26,769,781.80	394,713.33	0.00
General Management and Supervision	100000100001000	79,469,000.00	0.00	79,469,000.00	79,469,000.00	0.00	0.00	0.00	79,469,000.00	22,714,584.53	31,942,833.67	0.00	0.00	54,657,218.20	15,893,927.01	38,368,577.86	0.00	0.00	54,262,504.87	0.00	24,811,781.80	394,713.33	0.00
PS		38,469,000.00	0.00	38,469,000.00	38,469,000.00	0.00	0.00	0.00	38,469,000.00	8,448,602.43	11,583,362.98	0.00	0.00	20,031,965.41	8,421,028.76	11,563,426.32	0.00	0.00	19,874,455.08	0.00	19,437,034.68	57,510.33	0.00
MOOE		40,000,000.00	0.00	40,000,000.00	40,000,000.00	0.00	0.00	0.00	40,000,000.00	14,266,882.10	20,359,270.69	0.00	0.00	34,626,252.79	7,472,898.25	26,815,151.54	0.00	0.00	34,288,049.79	0.00	5,374,747.21	337,203.00	0.00
Administration of Personnel Benefits	100000100002000	958,000.00	0.00	958,000.00	958,000.00	0.00	0.00	0.00	958,000.00	0.00	0.00	0.00	0.00	0.00	0.00	0.00	0.00	0.00	0.00	958,000.00	0.00	0.00	0.00
PS		958,000.00	0.00	958,000.00	958,000.00	0.00	0.00	0.00	958,000.00	0.00	0.00	0.00	0.00	0.00	0.00	0.00	0.00	0.00	0.00	958,000.00	0.00	0.00	0.00
Sub-Total, General Administration and Support		80,427,000.00	0.00	80,427,000.00	80,427,000.00	0.00	0.00	0.00	80,427,000.00	22,714,584.53	31,942,833.67	0.00	0.00	54,657,218.20	15,893,927.01	38,368,577.86	0.00	0.00	54,262,504.87	0.00	26,769,781.80	394,713.33	0.00
PS		40,427,000.00	0.00	40,427,000.00	40,427,000.00	0.00	0.00	0.00	40,427,000.00	8,448,602.43	11,583,362.98	0.00	0.00	20,031,965.41	8,421,028.76	11,563,426.32	0.00	0.00	19,874,455.08	0.00	20,359,034.68	57,510.33	0.00
MOOE		40,000,000.00	0.00	40,000,000.00	40,000,000.00	0.00	0.00	0.00	40,000,000.00	14,266,882.10	20,359,270.69	0.00	0.00	34,626,252.79	7,472,898.25	26,815,151.54	0.00	0.00	34,288,049.79	0.00	5,374,747.21	337,203.00	0.00
FinEx (if Applicable)		0.00	0.00	0.00	0.00	0.00	0.00	0.00	0.00	0.00	0.00	0.00	0.00	0.00	0.00	0.00	0.00	0.00	0.00	0.00	0.00	0.00	0.00
CO		0.00	0.00	0.00	0.00	0.00	0.00	0.00	0.00	0.00	0.00	0.00	0.00	0.00	0.00	0.00	0.00	0.00	0.00	0.00	0.00	0.00	0.00
Operations	3000000000000000	644,811,000.00	0.00	644,811,000.00	511,811,000.00	0.00	0.00	0.00	511,811,000.00	15,121,398.07	88,447,744.20	0.00	0.00	103,569,142.27	13,038,173.06	84,145,437.53	0.00	0.00	97,183,610.59	133,000,000.00	408,241,857.73	6,385,531.68	0.00
OO : Source of athletic talents widened		644,811,000.00	0.00	644,811,000.00	511,811,000.00	0.00	0.00	0.00	511,811,000.00	15,121,398.07	88,447,744.20	0.00	0.00	103,569,142.27	13,038,173.06	84,145,437.53	0.00	0.00	97,183,610.59	133,000,000.00	408,241,857.73	6,385,531.68	0.00
AMATEUR SPORTS DEVELOPMENT PROGRAM		644,811,000.00	0.00	644,811,000.00	511,811,000.00	0.00	0.00	0.00	511,811,000.00	15,121,398.07	88,447,744.20	0.00	0.00	103,569,142.27	13,038,173.06	84,145,437.53	0.00	0.00	97,183,610.59	133,000,000.00	408,241,857.73	6,385,531.68	0.00
Policy and Program Formulation and Amateur Sport Development and Promotion	310100100001000	67,401,000.00	0.00	67,401,000.00	67,401,000.00	0.00	0.00	0.00	67,401,000.00	15,121,398.07	34,708,994.07	0.00	0.00	49,831,392.14	13,038,173.06	33,775,164.40	0.00	0.00	48,813,337.46	0.00	17,669,607.86	3,018,054.68	0.00
PS		31,401,000.00	0.00	31,401,000.00	31,401,000.00	0.00	0.00	0.00	31,401,000.00	6,741,129.68	8,801,515.06	0.00	0.00	15,542,644.74	6,713,536.32	8,771,678.50	0.00	0.00	15,465,134.82	0.00	15,868,354.94	57,510.24	0.00
MOOE		36,000,000.00	0.00	36,000,000.00	36,000,000.00	0.00	0.00	0.00	36,000,000.00	8,380,268.39	25,646,229.13	0.00	0.00	34,268,747.08	6,324,616.74	25,003,685.60	0.00	0.00	31,328,202.64	0.00	1,711,262.82	2,860,544.44	0.00
National Sport for All-Grassroot Centerpiece Program	310100100002000	62,410,000.00	0.00	62,410,000.00	62,410,000.00	0.00	0.00	0.00	62,410,000.00	0.00	1,671,000.00	0.00	0.00	1,671,000.00	0.00	1,671,000.00	0.00	0.00	1,671,000.00	0.00	60,739,000.00	0.00	0.00
MOOE		62,410,000.00	0.00	62,410,000.00	62,410,000.00	0.00	0.00	0.00	62,410,000.00	0.00	1,671,000.00	0.00	0.00	1,671,000.00	0.00	1,671,000.00	0.00	0.00	1,671,000.00	0.00	60,739,000.00	0.00	0.00
Project		515,000,000.00	0.00	515,000,000.00	382,000,000.00	0.00	0.00	0.00	382,000,000.00	0.00	52,068,750.13	0.00	0.00	52,068,750.13	0.00	46,699,273.13	0.00	0.00	48,699,273.13	133,000,000.00	329,933,249.87	3,367,477.00	0.00
Local Project(s)		515,000,000.00	0.00	515,000,000.00	382,000,000.00	0.00	0.00	0.00	382,000,000.00	0.00	52,068,750.13	0.00	0.00	52,068,750.13	0.00	46,699,273.13	0.00	0.00	48,699,273.13	133,000,000.00	329,933,249.87	3,367,477.00	0.00
Preparation and drafting of the Master Development Plan for the Philippine Sports Training Center (PSTC)	310100200033000	75,000,000.00	0.00	75,000,000.00	75,000,000.00	0.00	0.00	0.00	75,000,000.00	0.00	0.00	0.00	0.00	0.00	0.00	0.00	0.00	0.00	0.00	75,000,000.00	0.00	0.00	0.00
MOOE		75,000,000.00	0.00	75,000,000.00	75,000,000.00	0.00	0.00	0.00	75,000,000.00	0.00	0.00	0.00	0.00	0.00	0.00	0.00	0.00	0.00	0.00	75,000,000.00	0.00	0.00	0.00
Site Development of the Philippine Sports Training Center (PSTC)	310100200034000	125,000,000.00	0.00	125,000,000.00	125,000,000.00	0.00	0.00	0.00	125,000,000.00	0.00	0.00	0.00	0.00	0.00	0.00	0.00	0.00	0.00	0.00	125,000,000.00	0.00	0.00	0.00
MOOE		125,000,000.00	0.00	125,000,000.00	125,000,000.00	0.00	0.00	0.00	125,000,000.00	0.00	0.00	0.00	0.00	0.00	0.00	0.00	0.00	0.00	0.00	125,000,000.00	0.00	0.00	0.00

This report was generated using the Unified Reporting System on 21/07/2022 14:47 version: FAR1.2.5 ; Status : SUBMITTED

Department : Other Executive Offices
 Agency/Entity : Philippine Sports Commission
 Operating Unit : < not applicable >
 Organization Code (UACS) : 26 032 0000000
 Fund Cluster : 01 Regular Agency Fund

X	Current Year Appropriations
	Supplemental Appropriations
	Continuing Appropriations

(e.g. UACS Fund Cluster: 01-Regular Agency Fund, 02-Foreign Assisted Projects Fund, 03-Special Account-Locally Funded/Domestic Grants Fund, and 04-Special Account-Foreign Assisted/Foreign Grants Fund)

Particulars	UACS CODE	Appropriations			Allotments					Current Year Obligations					Current Year Disbursements				Balances						
		Authorized Appropriations	Adjustments (Transfer To/From, Modifications/Augmentations)	Adjusted Appropriations	Allotments Received	Adjustments (Reductions, Modifications/Augmentations)	Transfer To	Transfer From	Adjusted Total Allotments	1st Quarter Ending March 31	2nd Quarter Ending June 30	3rd Quarter Ending Sept. 30	4th Quarter Ending Dec. 31	TOTAL	1st Quarter Ending March 31	2nd Quarter Ending June 30	3rd Quarter Ending Sept. 30	4th Quarter Ending Dec. 31	TOTAL	Unreleased Appro	Unobligated Allotments	Unpaid Obligations (15-20) = (23+24)			
		3	4	5=(3+4)	6	7	8	9	10=[(6+(-7)+8)]	11	12	13	14	15=(11+12+13+14)	16	17	18	19	20=(16+17+18+19)	21	22	23	24		
Financial Assistance to Athletes	310100200035000	20,000,000.00	0.00	20,000,000.00	20,000,000.00	0.00	0.00	0.00	20,000,000.00	0.00	0.00	0.00	0.00	0.00	0.00	0.00	0.00	0.00	0.00	0.00	20,000,000.00	0.00	0.00	0.00	0.00
MOOE		20,000,000.00	0.00	20,000,000.00	20,000,000.00	0.00	0.00	0.00	20,000,000.00	0.00	0.00	0.00	0.00	0.00	0.00	0.00	0.00	0.00	0.00	0.00	20,000,000.00	0.00	0.00	0.00	0.00
Preparation, Training and Support for the Samesang (Klar) Philippines	310100200039000	3,000,000.00	0.00	3,000,000.00	0.00	0.00	0.00	0.00	0.00	0.00	0.00	0.00	0.00	0.00	0.00	0.00	0.00	0.00	0.00	3,000,000.00	0.00	0.00	0.00	0.00	
MC		3,000,000.00	0.00	3,000,000.00	0.00	0.00	0.00	0.00	0.00	0.00	0.00	0.00	0.00	0.00	0.00	0.00	0.00	0.00	0.00	3,000,000.00	0.00	0.00	0.00	0.00	
Preparation, Hosting and Participation of the FIBA Basketball World Cup	310100200037000	65,000,000.00	0.00	65,000,000.00	0.00	0.00	0.00	0.00	0.00	0.00	0.00	0.00	0.00	0.00	0.00	0.00	0.00	0.00	0.00	65,000,000.00	0.00	0.00	0.00	0.00	
MOOE		65,000,000.00	0.00	65,000,000.00	0.00	0.00	0.00	0.00	0.00	0.00	0.00	0.00	0.00	0.00	0.00	0.00	0.00	0.00	0.00	65,000,000.00	0.00	0.00	0.00	0.00	
Preparation, Training and Participation for the 19th Asian Games, Hangzhou, China	310100200038000	50,000,000.00	0.00	50,000,000.00	0.00	0.00	0.00	0.00	0.00	0.00	0.00	0.00	0.00	0.00	0.00	0.00	0.00	0.00	0.00	50,000,000.00	0.00	0.00	0.00	0.00	
MOOE		50,000,000.00	0.00	50,000,000.00	0.00	0.00	0.00	0.00	0.00	0.00	0.00	0.00	0.00	0.00	0.00	0.00	0.00	0.00	0.00	50,000,000.00	0.00	0.00	0.00	0.00	
Preparation, Training and Participation for the Southeast Asian Games, Hanoi, Vietnam	310100200039000	50,000,000.00	0.00	50,000,000.00	50,000,000.00	0.00	0.00	0.00	50,000,000.00	0.00	49,469,031.68	0.00	0.00	49,469,031.68	0.00	46,101,554.68	0.00	0.00	46,101,554.68	0.00	530,968.32	3,367,477.00	0.00	0.00	
MOOE		50,000,000.00	0.00	50,000,000.00	50,000,000.00	0.00	0.00	0.00	50,000,000.00	0.00	49,469,031.68	0.00	0.00	49,469,031.68	0.00	46,101,554.68	0.00	0.00	46,101,554.68	0.00	530,968.32	3,367,477.00	0.00	0.00	
5th Asian Youth Games, Shantou City, China	310100200040000	15,000,000.00	0.00	15,000,000.00	0.00	0.00	0.00	0.00	0.00	0.00	0.00	0.00	0.00	0.00	0.00	0.00	0.00	0.00	0.00	15,000,000.00	0.00	0.00	0.00	0.00	
MOOE		15,000,000.00	0.00	15,000,000.00	0.00	0.00	0.00	0.00	0.00	0.00	0.00	0.00	0.00	0.00	0.00	0.00	0.00	0.00	0.00	15,000,000.00	0.00	0.00	0.00	0.00	
5th Asian Indoor Martial Arts Games, Bangkok, Thailand	310100200041000	50,000,000.00	0.00	50,000,000.00	50,000,000.00	0.00	0.00	0.00	50,000,000.00	0.00	0.00	0.00	0.00	0.00	0.00	0.00	0.00	0.00	0.00	0.00	50,000,000.00	0.00	0.00	0.00	0.00
MOOE		50,000,000.00	0.00	50,000,000.00	50,000,000.00	0.00	0.00	0.00	50,000,000.00	0.00	0.00	0.00	0.00	0.00	0.00	0.00	0.00	0.00	0.00	0.00	50,000,000.00	0.00	0.00	0.00	0.00
Preparation, Training and Participation for PARA Games	310100200042000	50,000,000.00	0.00	50,000,000.00	50,000,000.00	0.00	0.00	0.00	50,000,000.00	0.00	1,377,000.00	0.00	0.00	1,377,000.00	0.00	1,377,000.00	0.00	0.00	1,377,000.00	0.00	48,623,000.00	0.00	0.00	0.00	0.00
MOOE		50,000,000.00	0.00	50,000,000.00	50,000,000.00	0.00	0.00	0.00	50,000,000.00	0.00	1,377,000.00	0.00	0.00	1,377,000.00	0.00	1,377,000.00	0.00	0.00	1,377,000.00	0.00	48,623,000.00	0.00	0.00	0.00	0.00
Philippine National Anti-Doping Organization (PH-NADO)	310100200043000	12,000,000.00	0.00	12,000,000.00	12,000,000.00	0.00	0.00	0.00	12,000,000.00	0.00	1,220,718.45	0.00	0.00	1,220,718.45	0.00	1,220,718.45	0.00	0.00	1,220,718.45	0.00	10,779,281.55	0.00	0.00	0.00	0.00
MOOE		12,000,000.00	0.00	12,000,000.00	12,000,000.00	0.00	0.00	0.00	12,000,000.00	0.00	1,220,718.45	0.00	0.00	1,220,718.45	0.00	1,220,718.45	0.00	0.00	1,220,718.45	0.00	10,779,281.55	0.00	0.00	0.00	0.00
Sub-Total, Operations		644,811,000.00	0.00	644,811,000.00	611,811,000.00	0.00	0.00	0.00	611,811,000.00	15,121,388.07	85,447,744.20	0.00	0.00	103,669,132.27	13,038,173.08	84,145,437.53	0.00	0.00	97,183,610.59	133,000,000.00	408,241,867.73	6,385,531.68	0.00	0.00	
PS		31,401,000.00	0.00	31,401,000.00	31,401,000.00	0.00	0.00	0.00	31,401,000.00	6,741,129.95	8,801,516.08	0.00	0.00	15,542,646.03	6,713,556.32	8,771,678.60	0.00	0.00	15,485,194.92	0.00	15,888,354.94	57,810.24	0.00	0.00	
MOOE		31,401,000.00	0.00	31,401,000.00	31,401,000.00	0.00	0.00	0.00	31,401,000.00	6,741,129.95	8,801,516.08	0.00	0.00	15,542,646.03	6,713,556.32	8,771,678.60	0.00	0.00	15,485,194.92	0.00	15,888,354.94	57,810.24	0.00	0.00	
FinEx (if Applicable)		0.00	0.00	0.00	0.00	0.00	0.00	0.00	0.00	0.00	0.00	0.00	0.00	0.00	0.00	0.00	0.00	0.00	0.00	0.00	0.00	0.00	0.00	0.00	
CO		0.00	0.00	0.00	0.00	0.00	0.00	0.00	0.00	0.00	0.00	0.00	0.00	0.00	0.00	0.00	0.00	0.00	0.00	0.00	0.00	0.00	0.00	0.00	
Sub-Agency Specific Budget		725,238,000.00	0.00	725,238,000.00	592,238,000.00	0.00	0.00	0.00	592,238,000.00	37,835,892.60	120,390,377.87	0.00	0.00	198,226,360.47	28,992,100.07	122,514,016.39	0.00	0.00	151,446,119.46	133,000,000.00	434,011,839.53	6,780,245.01	0.00	0.00	
PS		71,828,000.00	0.00	71,828,000.00	71,828,000.00	0.00	0.00	0.00	71,828,000.00	16,189,732.41	20,284,578.06	0.00	0.00	35,574,610.47	15,134,585.08	20,325,004.82	0.00	0.00	35,459,569.90	0.00	38,293,399.83	115,020.57	0.00	0.00	
MOOE		653,410,000.00	0.00	653,410,000.00	520,410,000.00	0.00	0.00	0.00	520,410,000.00	22,846,260.19	100,005,499.81	0.00	0.00	122,651,750.00	13,797,514.99	102,189,011.57	0.00	0.00	115,986,525.56	133,000,000.00	397,788,250.00	6,665,224.44	0.00	0.00	
FinEx (if Applicable)		0.00	0.00	0.00	0.00	0.00	0.00	0.00	0.00	0.00	0.00	0.00	0.00	0.00	0.00	0.00	0.00	0.00	0.00	0.00	0.00	0.00	0.00	0.00	
CO		0.00	0.00	0.00	0.00	0.00	0.00	0.00	0.00	0.00	0.00	0.00	0.00	0.00	0.00	0.00	0.00	0.00	0.00	0.00	0.00	0.00	0.00	0.00	

Department : Other Executive Offices
 Agency/Entity : Philippine Sports Commission
 Operating Unit : < not applicable >
 Organization Code (UACS) : 26 032 0000000
 Fund Cluster : 01 Regular Agency Fund

X	Current Year Appropriations
	Supplemental Appropriations
	Continuing Appropriations

(e.g. UACS Fund Cluster: 01-Regular Agency Fund, 02-Foreign Assisted Projects Fund, 03-Special Account-Locally Funded/Domestic Grants Fund, and 04-Special Account-Foreign Assisted/Foreign Grants Fund)

Particulars	UACS CODE	Appropriations			Allotments						Current Year Obligations					Current Year Disbursements				Balances				
		Authorized Appropriations	Adjustments (Transfer To/From, Modifications/ Augmentations)	Adjusted Appropriations	Allotments Received	Adjustments (Reductions, Modifications/ Augmentations)	Transfer To	Transfer From	Adjusted Total Allotments	1st Quarter Ending March 31	2nd Quarter Ending June 30	3rd Quarter Ending Sept. 30	4th Quarter Ending Dec. 31	TOTAL	1st Quarter Ending March 31	2nd Quarter Ending June 30	3rd Quarter Ending Sept. 30	4th Quarter Ending Dec. 31	TOTAL	Unreleased Appro	Unobligated Allotments	Unpaid Obligations (15-20)=(23+24)		
																						Due and Demandable	Not Due and Demandable	
II. Automatic Appropriations		8,511,000.00	0.00	8,511,000.00	8,511,000.00	0.00	0.00	0.00	8,511,000.00	1,407,374.05	1,401,899.24	0.00	0.00	2,809,273.29	923,795.93	1,885,477.36	0.00	0.00	2,809,273.29	0.00	3,701,726.71	0.00	0.00	
Specific Budgets of National Government Agencies		8,511,000.00	0.00	8,511,000.00	8,511,000.00	0.00	0.00	0.00	8,511,000.00	1,407,374.05	1,401,899.24	0.00	0.00	2,809,273.29	923,795.93	1,885,477.36	0.00	0.00	2,809,273.29	0.00	3,701,726.71	0.00	0.00	
Retirement and Life Insurance Premiums		8,511,000.00	0.00	8,511,000.00	8,511,000.00	0.00	0.00	0.00	8,511,000.00	1,407,374.05	1,401,899.24	0.00	0.00	2,809,273.29	923,795.93	1,885,477.36	0.00	0.00	2,809,273.29	0.00	3,701,726.71	0.00	0.00	
PS		8,511,000.00	0.00	8,511,000.00	8,511,000.00	0.00	0.00	0.00	8,511,000.00	1,407,374.05	1,401,899.24	0.00	0.00	2,809,273.29	923,795.93	1,885,477.36	0.00	0.00	2,809,273.29	0.00	3,701,726.71	0.00	0.00	
Sub- Automatic Appropriations		8,511,000.00	0.00	8,511,000.00	8,511,000.00	0.00	0.00	0.00	8,511,000.00	1,407,374.05	1,401,899.24	0.00	0.00	2,809,273.29	923,795.93	1,885,477.36	0.00	0.00	2,809,273.29	0.00	3,701,726.71	0.00	0.00	
PS		8,511,000.00	0.00	8,511,000.00	8,511,000.00	0.00	0.00	0.00	8,511,000.00	1,407,374.05	1,401,899.24	0.00	0.00	2,809,273.29	923,795.93	1,885,477.36	0.00	0.00	2,809,273.29	0.00	3,701,726.71	0.00	0.00	
MODE		0.00	0.00	0.00	0.00	0.00	0.00	0.00	0.00	0.00	0.00	0.00	0.00	0.00	0.00	0.00	0.00	0.00	0.00	0.00	0.00	0.00	0.00	
FinEx		0.00	0.00	0.00	0.00	0.00	0.00	0.00	0.00	0.00	0.00	0.00	0.00	0.00	0.00	0.00	0.00	0.00	0.00	0.00	0.00	0.00	0.00	
CO		0.00	0.00	0.00	0.00	0.00	0.00	0.00	0.00	0.00	0.00	0.00	0.00	0.00	0.00	0.00	0.00	0.00	0.00	0.00	0.00	0.00	0.00	
IV. Reversion of the Unobligated Allotments charged against R.A. Nos. 11465 and 11494		0.00	0.00	0.00	0.00	0.00	0.00	0.00	0.00	0.00	0.00	0.00	0.00	0.00	0.00	0.00	0.00	0.00	0.00	0.00	0.00	0.00	0.00	
GRAND TOTAL		781,749,000.00	0.00	781,749,000.00	598,749,000.00	0.00	0.00	0.00	698,749,000.00	39,243,366.65	121,792,277.11	0.00	0.00	161,035,633.76	29,855,806.00	124,399,492.75	0.00	0.00	154,255,388.75	133,000,000.00	437,713,388.24	6,780,245.01	0.00	
PS		78,339,000.00	0.00	78,339,000.00	78,339,000.00	0.00	0.00	0.00	78,339,000.00	16,587,106.48	21,798,777.20	0.00	0.00	26,385,883.76	16,058,381.01	22,210,482.19	0.00	0.00	38,268,663.19	0.00	39,555,116.24	115,020.57	0.00	
MODE		693,410,000.00	0.00	693,410,000.00	520,410,000.00	0.00	0.00	0.00	620,410,000.00	22,646,250.19	100,005,499.81	0.00	0.00	122,651,750.00	13,797,514.99	102,189,010.57	0.00	0.00	115,888,825.56	133,000,000.00	397,758,250.00	8,665,224.44	0.00	
Reconciliation by CO:																								
I. Agency Specific Budget		844,811,000.00	0.00	844,811,000.00	511,811,000.00	0.00	0.00	0.00	511,811,000.00	15,121,399.07	86,447,744.20	0.00	0.00	103,569,142.27	13,038,173.06	84,145,437.53	0.00	0.00	97,183,610.59	133,000,000.00	408,241,857.73	6,395,631.68	0.00	
AMATEUR SPORTS DEVELOPMENT PROGRAM		844,811,000.00	0.00	844,811,000.00	511,811,000.00	0.00	0.00	0.00	511,811,000.00	15,121,399.07	86,447,744.20	0.00	0.00	103,569,142.27	13,038,173.06	84,145,437.53	0.00	0.00	97,183,610.59	133,000,000.00	408,241,857.73	6,395,631.68	0.00	

Certified Correct:


VIOLETA R. TUAZON
 Chief Budget Division

Date: 2022-07-21 14:36:14

Certified Correct:


ERIK JEAN A. MAYORES
 Acting Chief Accountant

Date:

Recommending Approval:


MERLITA R. IBAY
 Deputy Executive Director - BAFMS

Date: 2022-07-21 14:42:40

Approved By:


ATTY. GUILERMO B. IROY, JR.
 CIC - Executive Director

Date: 2022-07-21 14:44:21

STATEMENT OF APPROPRIATIONS, ALLOTMENTS, OBLIGATIONS, DISBURSEMENTS AND BALANCES
As at the Quarter Ending June 30, 2022

Department : Other Executive Offices
 Agency/Entity : Philippine Sports Commission
 Operating Unit : < not applicable >
 Organization Code (UACS) : 28 032 000000
 Fund Cluster : 03 Special Account - Locally Funded/Domestic Grants Fund

X	Current Year Appropriations
	Supplemental Appropriations
	Continuing Appropriations

(a.g. UACS Fund Cluster: 01-Regular Agency Fund, 02-Foreign Assisted Projects Fund, 03-Special Account-Locally Funded/Domestic Grants Fund, and 04-Special Account-Foreign Assisted/Foreign Grants Fund)

Particulars	UACS CODE	Appropriations			Allotments			Current Year Obligations					Current Year Disbursements				Balances							
		Authorized Appropriations	Adjustments (Transfer or To/From/Modifications/Augmentations)	Adjusted Appropriations	Allotments Received	Adjustments (Reductions, Modifications/Augmentations)	Transfer To	Transfer From	Adjusted Total Allotments	1st Quarter Ending March 31	2nd Quarter Ending June 30	3rd Quarter Ending Sept. 30	4th Quarter Ending Dec. 31	TOTAL	1st Quarter Ending March 31	2nd Quarter Ending June 30	3rd Quarter Ending Sept. 30	4th Quarter Ending Dec. 31	TOTAL	Unreleased Appro	Unobligated Allotments	Unpaid Obligations (15-20)=(23+24)		
		3	4	5=(3+4)	6	7	8	9	10=[(6+(-7)) 8+9]	11	12	13	14	15=(11+12+13+14)	16	17	18	19	20=(16+17+18+19)	21	22	23	24	
II. Automatic Appropriations		28,826,000.00	0.00	28,826,000.00	0.00	0.00	0.00	0.00	0.00	0.00	0.00	0.00	0.00	0.00	0.00	0.00	0.00	0.00	0.00	0.00	28,826,000.00	0.00	0.00	0.00
Special Accounts in the General Fund		28,826,000.00	0.00	28,826,000.00	0.00	0.00	0.00	0.00	0.00	0.00	0.00	0.00	0.00	0.00	0.00	0.00	0.00	0.00	0.00	0.00	28,826,000.00	0.00	0.00	0.00
National Sports Development Fund		28,826,000.00	0.00	28,826,000.00	0.00	0.00	0.00	0.00	0.00	0.00	0.00	0.00	0.00	0.00	0.00	0.00	0.00	0.00	0.00	0.00	28,826,000.00	0.00	0.00	0.00
MOOE		28,826,000.00	0.00	28,826,000.00	0.00	0.00	0.00	0.00	0.00	0.00	0.00	0.00	0.00	0.00	0.00	0.00	0.00	0.00	0.00	0.00	28,826,000.00	0.00	0.00	0.00
Sub-total II. Automatic Appropriations		28,826,000.00	0.00	28,826,000.00	0.00	0.00	0.00	0.00	0.00	0.00	0.00	0.00	0.00	0.00	0.00	0.00	0.00	0.00	0.00	0.00	28,826,000.00	0.00	0.00	0.00
PS		0.00	0.00	0.00	0.00	0.00	0.00	0.00	0.00	0.00	0.00	0.00	0.00	0.00	0.00	0.00	0.00	0.00	0.00	0.00	0.00	0.00	0.00	0.00
MOOE		28,826,000.00	0.00	28,826,000.00	0.00	0.00	0.00	0.00	0.00	0.00	0.00	0.00	0.00	0.00	0.00	0.00	0.00	0.00	0.00	0.00	28,826,000.00	0.00	0.00	0.00
FinEx		0.00	0.00	0.00	0.00	0.00	0.00	0.00	0.00	0.00	0.00	0.00	0.00	0.00	0.00	0.00	0.00	0.00	0.00	0.00	0.00	0.00	0.00	0.00
CO		0.00	0.00	0.00	0.00	0.00	0.00	0.00	0.00	0.00	0.00	0.00	0.00	0.00	0.00	0.00	0.00	0.00	0.00	0.00	0.00	0.00	0.00	0.00
IV. Reversion of the Unobligated Allotments charged against R.A. Nos. 11495 and 11494		0.00	0.00	0.00	0.00	0.00	0.00	0.00	0.00	0.00	0.00	0.00	0.00	0.00	0.00	0.00	0.00	0.00	0.00	0.00	0.00	0.00	0.00	0.00
GRAND TOTAL		28,826,000.00	0.00	28,826,000.00	0.00	0.00	0.00	0.00	0.00	0.00	0.00	0.00	0.00	0.00	0.00	0.00	0.00	0.00	0.00	0.00	28,826,000.00	0.00	0.00	0.00
MOOE		28,826,000.00	0.00	28,826,000.00	0.00	0.00	0.00	0.00	0.00	0.00	0.00	0.00	0.00	0.00	0.00	0.00	0.00	0.00	0.00	0.00	28,826,000.00	0.00	0.00	0.00

Certified Correct:


VIOLETA R. TUAZON
 Chief/Budget Division

Date: 2022-07-21 14:36:14

Certified Correct:


ERIK JEAN A. MAYORES
 Acting Chief Accountant

Date:

Recommending Approval:


MERLITA R. IBAY
 Deputy Executive Director - BAFMS

Date: 2022-07-21 14:42:40

Approved By:


ATTY. GUILLERMO B. IROY, JR.
 OIC - Executive Director

Date: 2022-07-21 14:44:21

STATEMENT OF APPROPRIATIONS, ALLOTMENTS, OBLIGATIONS, DISBURSEMENTS AND BALANCES

As at the Quarter Ending June 30, 2022

Department: Other Executive Offices
 Agency: Philippine Sports Commission
 Operating Unit: < not applicable >
 Organization Code (UACS): 26 032 0000000

Fund Cluster: 01 Regular Agency Fund
 (e.g. UACS Fund Cluster: 01-Regular Agency Fund, 02-Foreign Assisted Projects Fund, 03-Special Account-Locally Funded/Domestic Grants Fund, and 04-Special Account-Foreign Assisted/Foreign Grants Fund)

	Current Year Appropriations
	Supplemental Appropriations
X	Continuing Appropriations

Particulars	UACS CODE	Appropriations			Allotments			Current Year Obligations							Current Year Disbursements					Balances			
		Authorized Appropriations	Adjustments (Transfer To/From, Realignment)	Adjusted Appropriations	Allotments Received	Adjustments (Withdrawal, Realignment)	Transfer To	Transfer From	Adjusted Total Allotments	1st Quarter Ending March 31	2nd Quarter Ending June 30	3rd Quarter Ending Sept. 30	4th Quarter Ending Dec. 31	TOTAL	1st Quarter Ending March 31	2nd Quarter Ending June 30	3rd Quarter Ending Sept. 30	4th Quarter Ending Dec. 31	TOTAL	Unreleased Appro	Unobligated Allotments	Due and Demandable	Not Yet Due and Demandable
1	2	3	4	5=(3+4)	6	7	8	9	10=[(6+(-7)-8)+9]	11	12	13	14	15=(11+12+13+14)	16	17	18	19	20=(16+17+18+19)	21=(5-10)	22=(10-15)	23	24
I. Continuing Appropriations		559,842,466.46	0.00	559,842,466.46	554,842,466.46	0.00	0.00	0.00	554,842,466.46	100,006,825.00	131,654,337.02	0.00	0.00	231,661,162.02	59,815,163.04	165,430,959.09	0.00	0.00	214,246,122.13	5,000,000.00	323,180,704.44	17,415,639.89	0.00
I. Agency Specific Budget		559,842,466.46	0.00	559,842,466.46	554,842,466.46	0.00	0.00	0.00	554,842,466.46	100,006,825.00	131,654,337.02	0.00	0.00	231,661,162.02	59,815,163.04	165,430,959.09	0.00	0.00	214,246,122.13	5,000,000.00	323,180,704.44	17,415,639.89	0.00
General Administration and Support	1000000000000000	44,387,819.03	0.00	44,387,819.03	44,387,819.03	0.00	0.00	0.00	44,387,819.03	21,459,342.34	14,541,420.85	0.00	0.00	36,000,763.19	17,598,518.59	16,371,249.11	0.00	0.00	33,969,767.70	0.00	8,387,055.84	2,030,995.49	0.00
General Management and Supervision	100000100001000	44,387,819.03	0.00	44,387,819.03	44,387,819.03	0.00	0.00	0.00	44,387,819.03	21,459,342.34	14,541,420.85	0.00	0.00	36,000,763.19	17,598,518.59	16,371,249.11	0.00	0.00	33,969,767.70	0.00	8,387,055.84	2,030,995.49	0.00
MOOE		44,387,819.03	0.00	44,387,819.03	44,387,819.03	0.00	0.00	0.00	44,387,819.03	21,459,342.34	14,541,420.85	0.00	0.00	36,000,763.19	17,598,518.59	16,371,249.11	0.00	0.00	33,969,767.70	0.00	8,387,055.84	2,030,995.49	0.00
Sub-Total, General Administration and Support		44,387,819.03	0.00	44,387,819.03	44,387,819.03	0.00	0.00	0.00	44,387,819.03	21,459,342.34	14,541,420.85	0.00	0.00	36,000,763.19	17,598,518.59	16,371,249.11	0.00	0.00	33,969,767.70	0.00	8,387,055.84	2,030,995.49	0.00
PS		0.00	0.00	0.00	0.00	0.00	0.00	0.00	0.00	0.00	0.00	0.00	0.00	0.00	0.00	0.00	0.00	0.00	0.00	0.00	0.00	0.00	0.00
MOOE		44,387,819.03	0.00	44,387,819.03	44,387,819.03	0.00	0.00	0.00	44,387,819.03	21,459,342.34	14,541,420.85	0.00	0.00	36,000,763.19	17,598,518.59	16,371,249.11	0.00	0.00	33,969,767.70	0.00	8,387,055.84	2,030,995.49	0.00
FinEx (If Applicable)		0.00	0.00	0.00	0.00	0.00	0.00	0.00	0.00	0.00	0.00	0.00	0.00	0.00	0.00	0.00	0.00	0.00	0.00	0.00	0.00	0.00	0.00
CO		0.00	0.00	0.00	0.00	0.00	0.00	0.00	0.00	0.00	0.00	0.00	0.00	0.00	0.00	0.00	0.00	0.00	0.00	0.00	0.00	0.00	0.00
Operations	3000000000000000	515,454,647.43	0.00	515,454,647.43	510,454,647.43	0.00	0.00	0.00	510,454,647.43	78,547,482.66	117,113,516.17	0.00	0.00	195,660,999.83	41,216,644.45	139,059,709.99	0.00	0.00	180,276,354.43	5,000,000.00	314,793,646.60	15,384,644.40	0.00
OO: Source of athletic talents widened		515,454,647.43	0.00	515,454,647.43	510,454,647.43	0.00	0.00	0.00	510,454,647.43	78,547,482.66	117,113,516.17	0.00	0.00	195,660,999.83	41,216,644.45	139,059,709.99	0.00	0.00	180,276,354.43	5,000,000.00	314,793,646.60	15,384,644.40	0.00
AMATEUR SPORTS DEVELOPMENT PROGRAM		515,454,647.43	0.00	515,454,647.43	510,454,647.43	0.00	0.00	0.00	510,454,647.43	78,547,482.66	117,113,516.17	0.00	0.00	195,660,999.83	41,216,644.45	139,059,709.99	0.00	0.00	180,276,354.43	5,000,000.00	314,793,646.60	15,384,644.40	0.00
Policy and Program Formulation and Amateur Sport Development and Promotion	310100100001000	227,248.11	0.00	227,248.11	227,248.11	0.00	0.00	0.00	227,248.11	0.00	174,320.00	0.00	0.00	174,320.00	0.00	141,120.00	0.00	0.00	141,120.00	0.00	62,928.11	33,200.00	0.00
MOOE		227,248.11	0.00	227,248.11	227,248.11	0.00	0.00	0.00	227,248.11	0.00	174,320.00	0.00	0.00	174,320.00	0.00	141,120.00	0.00	0.00	141,120.00	0.00	62,928.11	33,200.00	0.00
National Sport for All-Grassroot Centerpieces Program	310100100002000	73,485,277.50	0.00	73,485,277.50	73,485,277.50	0.00	0.00	0.00	73,485,277.50	15,698,427.70	35,593,000.00	0.00	0.00	51,291,427.70	15,698,427.70	35,593,000.00	0.00	0.00	51,291,427.70	0.00	22,193,849.80	0.00	0.00
MOOE		73,485,277.50	0.00	73,485,277.50	73,485,277.50	0.00	0.00	0.00	73,485,277.50	15,698,427.70	35,593,000.00	0.00	0.00	51,291,427.70	15,698,427.70	35,593,000.00	0.00	0.00	51,291,427.70	0.00	22,193,849.80	0.00	0.00
Locally-Funded Project(s)		441,742,121.82	0.00	441,742,121.82	436,742,121.82	0.00	0.00	0.00	436,742,121.82	82,849,054.99	81,349,195.17	0.00	0.00	144,195,251.13	25,518,216.76	103,325,669.98	0.00	0.00	128,843,806.73	5,000,000.00	292,646,870.69	15,351,444.40	0.00
4th Philippine Sports Hall of Fame Enshrinement	310100200008000	2,176,000.00	0.00	2,176,000.00	2,176,000.00	0.00	0.00	0.00	2,176,000.00	0.00	0.00	0.00	0.00	0.00	0.00	0.00	0.00	0.00	0.00	0.00	2,176,000.00	0.00	0.00
MOOE		2,176,000.00	0.00	2,176,000.00	2,176,000.00	0.00	0.00	0.00	2,176,000.00	0.00	0.00	0.00	0.00	0.00	0.00	0.00	0.00	0.00	0.00	0.00	2,176,000.00	0.00	0.00
International Games - Preparation, Training and Participation for the 2021 Tokyo Olympics, Japan	310100200019000	48,484,073.25	0.00	48,484,073.25	48,484,073.25	0.00	0.00	0.00	48,484,073.25	506,921.71	2,621,394.05	0.00	0.00	3,128,315.76	422,631.50	2,705,684.26	0.00	0.00	3,128,315.76	0.00	45,355,757.45	0.00	0.00
MOOE		48,484,073.25	0.00	48,484,073.25	48,484,073.25	0.00	0.00	0.00	48,484,073.25	506,921.71	2,621,394.05	0.00	0.00	3,128,315.76	422,631.50	2,705,684.26	0.00	0.00	3,128,315.76	0.00	45,355,757.45	0.00	0.00
International Games - Preparation, Training and Participation for the Asian Regional Games	310100200020000	255,874,564.90	0.00	255,874,564.90	255,874,564.90	0.00	0.00	0.00	255,874,564.90	1,041,491.50	16,370,478.00	0.00	0.00	17,411,969.50	1,041,491.50	10,776,408.00	0.00	0.00	11,817,899.50	0.00	238,462,995.40	5,594,070.00	0.00
MOOE		255,874,564.90	0.00	255,874,564.90	255,874,564.90	0.00	0.00	0.00	255,874,564.90	1,041,491.50	16,370,478.00	0.00	0.00	17,411,969.50	1,041,491.50	10,776,408.00	0.00	0.00	11,817,899.50	0.00	238,462,995.40	5,594,070.00	0.00
International Games - Preparation, Training and Participation for the ASEAN PARA Games	310100200021000	30,000,000.00	0.00	30,000,000.00	30,000,000.00	0.00	0.00	0.00	30,000,000.00	0.00	29,804,636.00	0.00	0.00	29,804,636.00	0.00	27,178,227.00	0.00	0.00	27,178,227.00	0.00	195,364.00	2,626,408.00	0.00

This report was generated using the Unified Reporting System on 21/07/2022 10:07 version.FAR.1.1.1 ; Status : SUBMITTED

Department: Other Executive Offices
 Agency: Philippine Sports Commission
 Operating Unit: < not applicable >
 Organization Code (UACS): 28 032 000000

Fund Cluster: 01 Regular Agency Fund
 (e.g. UACS Fund Cluster: 01-Regular Agency Fund, 02-Foreign Assisted Projects Fund, 03-Special Account-Locally Funded/Domestic Grants Fund, and 04-Special Account-Foreign Assisted/Foreign Grants Fund)

<input type="checkbox"/>	Current Year Appropriations
<input type="checkbox"/>	Supplemental Appropriations
<input checked="" type="checkbox"/>	Continuing Appropriations

Particulars	UACS CODE	Appropriations			Allotments			Current Year Obligations							Current Year Disbursements				Balances						
		Authorized Appropriations	Adjustment (Transfer To/From, Realignment)	Adjusted Appropriations	Allotments Received	Adjustments (Withdrawal, Realignment)	Transfer To	Transfer From	Adjusted Total Allotments	1st Quarter Ending March 31	2nd Quarter Ending June 30	3rd Quarter Ending Sept. 30	4th Quarter Ending Dec. 31	TOTAL	1st Quarter Ending March 31	2nd Quarter Ending June 30	3rd Quarter Ending Sept. 30	4th Quarter Ending Dec. 31	TOTAL	Unreleased Appro	Unobligated Allotments	Unpaid Obligations			
																						Due and Demandable	Accrued and Demandable		
MOOE		30,000,000.00	0.00	30,000,000.00	30,000,000.00	0.00	0.00	0.00	30,000,000.00	0.00	29,804,635.00	0.00	0.00	29,804,635.00	0.00	27,178,227.00	0.00	0.00	27,178,227.00	0.00	195,364.00	2,626,408.00	0.00	0.00	
National Sports Summit	310100200022000	2,747,172.28	0.00	2,747,172.28	2,747,172.28	0.00	0.00	0.00	2,747,172.28	0.00	0.00	0.00	0.00	0.00	0.00	0.00	0.00	0.00	0.00	0.00	2,747,172.28	0.00	0.00	0.00	0.00
MOOE		2,747,172.28	0.00	2,747,172.28	2,747,172.28	0.00	0.00	0.00	2,747,172.28	0.00	0.00	0.00	0.00	0.00	0.00	0.00	0.00	0.00	0.00	0.00	2,747,172.28	0.00	0.00	0.00	0.00
In People's Games	310100200023000	7,933,824.08	0.00	7,933,824.08	7,933,824.08	0.00	0.00	0.00	7,933,824.08	4,682,437.75	215,318.24	0.00	0.00	4,897,755.99	4,682,437.75	215,318.24	0.00	0.00	4,897,755.99	0.00	3,036,068.09	0.00	0.00	0.00	0.00
MOOE		7,933,824.08	0.00	7,933,824.08	7,933,824.08	0.00	0.00	0.00	7,933,824.08	4,682,437.75	215,318.24	0.00	0.00	4,897,755.99	4,682,437.75	215,318.24	0.00	0.00	4,897,755.99	0.00	3,036,068.09	0.00	0.00	0.00	0.00
Training, Seminars and Workshops and Competition Program for Arnis Sports	310100200024000	5,000,000.00	0.00	5,000,000.00	0.00	0.00	0.00	0.00	0.00	0.00	0.00	0.00	0.00	0.00	0.00	0.00	0.00	0.00	0.00	0.00	5,000,000.00	0.00	0.00	0.00	0.00
MOOE		5,000,000.00	0.00	5,000,000.00	0.00	0.00	0.00	0.00	0.00	0.00	0.00	0.00	0.00	0.00	0.00	0.00	0.00	0.00	0.00	0.00	5,000,000.00	0.00	0.00	0.00	0.00
Training and Support for the Philippine Football Federation	310100200027000	10,000,000.00	0.00	10,000,000.00	10,000,000.00	0.00	0.00	0.00	10,000,000.00	0.00	10,000,000.00	0.00	0.00	10,000,000.00	0.00	10,000,000.00	0.00	0.00	10,000,000.00	0.00	0.00	0.00	0.00	0.00	0.00
MOOE		10,000,000.00	0.00	10,000,000.00	10,000,000.00	0.00	0.00	0.00	10,000,000.00	0.00	10,000,000.00	0.00	0.00	10,000,000.00	0.00	10,000,000.00	0.00	0.00	10,000,000.00	0.00	0.00	0.00	0.00	0.00	0.00
Training and Support for the Samahang Basketbolista ng Pilipinas (SBP)	310100200028000	10,000,000.00	0.00	10,000,000.00	10,000,000.00	0.00	0.00	0.00	10,000,000.00	10,000,000.00	0.00	0.00	0.00	10,000,000.00	10,000,000.00	0.00	0.00	0.00	10,000,000.00	0.00	0.00	0.00	0.00	0.00	0.00
MOOE		10,000,000.00	0.00	10,000,000.00	10,000,000.00	0.00	0.00	0.00	10,000,000.00	10,000,000.00	0.00	0.00	0.00	10,000,000.00	10,000,000.00	0.00	0.00	0.00	10,000,000.00	0.00	0.00	0.00	0.00	0.00	0.00
Preparation, Training and Participation for the Pilipinas PARA Games	310100200030000	4,695,936.00	0.00	4,695,936.00	4,695,936.00	0.00	0.00	0.00	4,695,936.00	2,603,800.00	1,739,506.00	0.00	0.00	4,343,306.00	2,603,800.00	1,276,686.00	0.00	0.00	3,880,386.00	0.00	352,630.00	462,920.00	0.00	0.00	0.00
MOOE		4,695,936.00	0.00	4,695,936.00	4,695,936.00	0.00	0.00	0.00	4,695,936.00	2,603,800.00	1,739,506.00	0.00	0.00	4,343,306.00	2,603,800.00	1,276,686.00	0.00	0.00	3,880,386.00	0.00	352,630.00	462,920.00	0.00	0.00	0.00
International Games - Preparation, Training and Participation for the 2021 Southeast Asian Games	310100200031000	64,767,994.54	0.00	64,767,994.54	64,767,994.54	0.00	0.00	0.00	64,767,994.54	44,014,404.00	20,594,863.88	0.00	0.00	64,609,267.88	6,767,856.00	51,173,368.48	0.00	0.00	67,941,222.48	0.00	158,726.56	6,868,045.40	0.00	0.00	0.00
MOOE		64,767,994.54	0.00	64,767,994.54	64,767,994.54	0.00	0.00	0.00	64,767,994.54	44,014,404.00	20,594,863.88	0.00	0.00	64,609,267.88	6,767,856.00	51,173,368.48	0.00	0.00	67,941,222.48	0.00	158,726.56	6,868,045.40	0.00	0.00	0.00
International Games - Preparation, Training and Participation for the Tokyo Paralympic Games	310100200032000	62,556.77	0.00	62,556.77	62,556.77	0.00	0.00	0.00	62,556.77	0.00	0.00	0.00	0.00	0.00	0.00	0.00	0.00	0.00	0.00	0.00	62,556.77	0.00	0.00	0.00	0.00
MOOE		62,556.77	0.00	62,556.77	62,556.77	0.00	0.00	0.00	62,556.77	0.00	0.00	0.00	0.00	0.00	0.00	0.00	0.00	0.00	0.00	0.00	62,556.77	0.00	0.00	0.00	0.00
Sub-Total, Operations		515,454,647.43	0.00	515,454,647.43	510,454,647.43	0.00	0.00	0.00	510,454,647.43	76,647,482.56	117,113,516.17	0.00	0.00	195,660,998.83	41,216,644.46	139,059,709.99	0.00	0.00	180,276,354.43	5,000,000.00	314,793,646.50	16,394,644.40	0.00	0.00	0.00
PS		0.00	0.00	0.00	0.00	0.00	0.00	0.00	0.00	0.00	0.00	0.00	0.00	0.00	0.00	0.00	0.00	0.00	0.00	0.00	0.00	0.00	0.00	0.00	0.00
MOOE		515,454,647.43	0.00	515,454,647.43	510,454,647.43	0.00	0.00	0.00	510,454,647.43	76,647,482.56	117,113,516.17	0.00	0.00	195,660,998.83	41,216,644.46	139,059,709.99	0.00	0.00	180,276,354.43	5,000,000.00	314,793,646.50	16,394,644.40	0.00	0.00	0.00
FinEx (If Applicable)		0.00	0.00	0.00	0.00	0.00	0.00	0.00	0.00	0.00	0.00	0.00	0.00	0.00	0.00	0.00	0.00	0.00	0.00	0.00	0.00	0.00	0.00	0.00	0.00
CC		0.00	0.00	0.00	0.00	0.00	0.00	0.00	0.00	0.00	0.00	0.00	0.00	0.00	0.00	0.00	0.00	0.00	0.00	0.00	0.00	0.00	0.00	0.00	0.00
G TOTAL		559,842,466.46	0.00	559,842,466.46	554,842,466.46	0.00	0.00	0.00	554,842,466.46	100,006,825.00	131,654,937.02	0.00	0.00	231,661,762.02	68,815,163.04	165,430,969.09	0.00	0.00	214,246,122.13	5,000,000.00	323,180,704.44	17,116,539.89	0.00	0.00	0.00
PS		0.00	0.00	0.00	0.00	0.00	0.00	0.00	0.00	0.00	0.00	0.00	0.00	0.00	0.00	0.00	0.00	0.00	0.00	0.00	0.00	0.00	0.00	0.00	0.00
MOOE		559,842,466.46	0.00	559,842,466.46	554,842,466.46	0.00	0.00	0.00	554,842,466.46	100,006,825.00	131,654,937.02	0.00	0.00	231,661,762.02	68,815,163.04	165,430,969.09	0.00	0.00	214,246,122.13	5,000,000.00	323,180,704.44	17,116,539.89	0.00	0.00	0.00
FinEx (If Applicable)		0.00	0.00	0.00	0.00	0.00	0.00	0.00	0.00	0.00	0.00	0.00	0.00	0.00	0.00	0.00	0.00	0.00	0.00	0.00	0.00	0.00	0.00	0.00	0.00
CO		0.00	0.00	0.00	0.00	0.00	0.00	0.00	0.00	0.00	0.00	0.00	0.00	0.00	0.00	0.00	0.00	0.00	0.00	0.00	0.00	0.00	0.00	0.00	0.00

This report was generated using the Unified Reporting System on 21/07/2022 10:07 version.FAR1.1.1 ; Status : SUBMITTED

Certified Correct:

Violeta B. Tuazon
 VIOLETA B. TUAZON
 Chief, Budget Division

Date:

Certified Correct:

Eric Jean A. Mayores
 ERIC JEAN A. MAYORES
 Acting Chief Accountant

Date:

Recommending Approval:

Merlita R. Ibay
 MERLITA R. IBAY
 Deputy Executive Director - BAFMS

Date:

Approved:

Atty. Guillermo B. Iroy, Jr.
 ATTY. GUILLERMO B. IROY, JR.
 OIC - Executive Director

Date:

STATEMENT OF APPROPRIATIONS, ALLOTMENTS, OBLIGATIONS, DISBURSEMENTS AND BALANCES

As at the Quarter Ending March 31, 2022

Department : Other Executive Offices
 Agency/Entity : Philippine Sports Commission
 Operating Unit : < not applicable >
 Organization Code (UACS) : 26 032 0000000
 Fund Cluster : 01 Regular Agency Fund

X	Current Year Appropriations
	Supplemental Appropriations
	Continuing Appropriations

(e.g. UACS Fund Cluster: 01-Regular Agency Fund, 02-Foreign Assisted Projects Fund, 03-Special Account-Locally Funded/Domestic Grants Fund, and 04-Special Account-Foreign Assisted/Foreign Grants Fund)

Particulars	UACS CODE	Appropriations			Allotments			Current Year Obligations					Current Year Disbursements				Balances						
		Authorized Appropriations	Adjustments (Transfer To/From, Modifications/Augmentations)	Adjusted Appropriations	Allotments Received	Adjustments (Reductions, Modifications/Augmentations)	Transfer To	Transfer From	Adjusted Total Allotments	1st Quarter Ending March 31	2nd Quarter Ending June 30	3rd Quarter Ending Sept. 30	4th Quarter Ending Dec. 31	TOTAL	1st Quarter Ending March 31	2nd Quarter Ending June 30	3rd Quarter Ending Sept. 30	4th Quarter Ending Dec. 31	TOTAL	Unreleased Appro	Unobligated Allotments	Unpaid Obligations(15-20)=(23+24)	
																						Due and Demandable	Not Yet Due and Demandable
1	2	3	4	5=(3+4)	6	7	8	9	10=[(6+(-)7)-8+9]	11	12	13	14	15=(11+12+13+14)	16	17	18	19	20=(16+17+18+19)	21	22	23	24
I. Agency Specific Budget		725,238,000.00	0.00	725,238,000.00	280,238,000.00	0.00	0.00	0.00	280,238,000.00	37,835,982.80	0.00	0.00	0.00	37,835,982.80	28,932,100.07	0.00	0.00	0.00	28,932,100.07	445,000,000.00	242,402,917.40	8,903,882.53	0.00
General Administration and Support	10000000000000	80,427,000.00	0.00	80,427,000.00	80,427,000.00	0.00	0.00	0.00	80,427,000.00	22,714,584.53	0.00	0.00	0.00	22,714,584.53	15,893,927.01	0.00	0.00	0.00	15,893,927.01	0.00	57,712,415.47	6,820,657.52	0.00
General Management and Supervision	1000000100001000	79,469,000.00	0.00	79,469,000.00	79,469,000.00	0.00	0.00	0.00	79,469,000.00	22,714,584.53	0.00	0.00	0.00	22,714,584.53	15,893,927.01	0.00	0.00	0.00	15,893,927.01	0.00	56,754,415.47	6,820,657.52	0.00
PS		39,469,000.00	0.00	39,469,000.00	39,469,000.00	0.00	0.00	0.00	39,469,000.00	8,448,602.43	0.00	0.00	0.00	8,448,602.43	8,421,028.76	0.00	0.00	0.00	8,421,028.76	0.00	31,020,397.57	27,573.67	0.00
MOOE		40,000,000.00	0.00	40,000,000.00	40,000,000.00	0.00	0.00	0.00	40,000,000.00	14,265,982.10	0.00	0.00	0.00	14,265,982.10	7,472,898.25	0.00	0.00	0.00	7,472,898.25	0.00	25,734,017.80	6,793,083.85	0.00
Administration of Personnel Benefits	1000000100002000	958,000.00	0.00	958,000.00	958,000.00	0.00	0.00	0.00	958,000.00	0.00	0.00	0.00	0.00	0.00	0.00	0.00	0.00	0.00	0.00	0.00	958,000.00	0.00	0.00
PS		958,000.00	0.00	958,000.00	958,000.00	0.00	0.00	0.00	958,000.00	0.00	0.00	0.00	0.00	0.00	0.00	0.00	0.00	0.00	0.00	0.00	958,000.00	0.00	0.00
Sub-Total, General Administration and Support		80,427,000.00	0.00	80,427,000.00	80,427,000.00	0.00	0.00	0.00	80,427,000.00	22,714,584.53	0.00	0.00	0.00	22,714,584.53	15,893,927.01	0.00	0.00	0.00	15,893,927.01	0.00	57,712,415.47	6,820,657.52	0.00
PS		40,427,000.00	0.00	40,427,000.00	40,427,000.00	0.00	0.00	0.00	40,427,000.00	8,448,602.43	0.00	0.00	0.00	8,448,602.43	8,421,028.76	0.00	0.00	0.00	8,421,028.76	0.00	31,978,397.57	27,573.67	0.00
MOOE		40,000,000.00	0.00	40,000,000.00	40,000,000.00	0.00	0.00	0.00	40,000,000.00	14,265,982.10	0.00	0.00	0.00	14,265,982.10	7,472,898.25	0.00	0.00	0.00	7,472,898.25	0.00	25,734,017.80	6,793,083.85	0.00
FinEx (If Applicable)		0.00	0.00	0.00	0.00	0.00	0.00	0.00	0.00	0.00	0.00	0.00	0.00	0.00	0.00	0.00	0.00	0.00	0.00	0.00	0.00	0.00	0.00
CO		0.00	0.00	0.00	0.00	0.00	0.00	0.00	0.00	0.00	0.00	0.00	0.00	0.00	0.00	0.00	0.00	0.00	0.00	0.00	0.00	0.00	0.00
Operations	3000000000000000	644,811,000.00	0.00	644,811,000.00	199,811,000.00	0.00	0.00	0.00	199,811,000.00	15,121,398.07	0.00	0.00	0.00	15,121,398.07	13,038,173.06	0.00	0.00	0.00	13,038,173.06	445,000,000.00	184,689,601.83	2,083,225.01	0.00
OO : Source of athletic talents widened		644,811,000.00	0.00	644,811,000.00	199,811,000.00	0.00	0.00	0.00	199,811,000.00	15,121,398.07	0.00	0.00	0.00	15,121,398.07	13,038,173.06	0.00	0.00	0.00	13,038,173.06	445,000,000.00	184,689,601.83	2,083,225.01	0.00
AMATEUR SPORTS DEVELOPMENT PROGRAM		644,811,000.00	0.00	644,811,000.00	199,811,000.00	0.00	0.00	0.00	199,811,000.00	15,121,398.07	0.00	0.00	0.00	15,121,398.07	13,038,173.06	0.00	0.00	0.00	13,038,173.06	445,000,000.00	184,689,601.83	2,083,225.01	0.00
Policy and Program Formulation and Amateur Sport Development and Promotion	310100100001000	67,401,000.00	0.00	67,401,000.00	67,401,000.00	0.00	0.00	0.00	67,401,000.00	15,121,398.07	0.00	0.00	0.00	15,121,398.07	13,038,173.06	0.00	0.00	0.00	13,038,173.06	0.00	52,279,601.83	2,083,225.01	0.00
PS		31,401,000.00	0.00	31,401,000.00	31,401,000.00	0.00	0.00	0.00	31,401,000.00	6,741,129.98	0.00	0.00	0.00	6,741,129.98	6,713,556.32	0.00	0.00	0.00	6,713,556.32	0.00	24,659,670.02	27,573.66	0.00
MOOE		36,000,000.00	0.00	36,000,000.00	36,000,000.00	0.00	0.00	0.00	36,000,000.00	8,380,268.09	0.00	0.00	0.00	8,380,268.09	6,324,616.74	0.00	0.00	0.00	6,324,616.74	0.00	27,619,731.81	2,056,651.35	0.00
National Sport for All-Grassroot Centerpiece Program	310100100002000	62,410,000.00	0.00	62,410,000.00	62,410,000.00	0.00	0.00	0.00	62,410,000.00	0.00	0.00	0.00	0.00	0.00	0.00	0.00	0.00	0.00	0.00	0.00	62,410,000.00	0.00	0.00
MOOE		62,410,000.00	0.00	62,410,000.00	62,410,000.00	0.00	0.00	0.00	62,410,000.00	0.00	0.00	0.00	0.00	0.00	0.00	0.00	0.00	0.00	0.00	0.00	62,410,000.00	0.00	0.00
Project(s)		515,000,000.00	0.00	515,000,000.00	70,000,000.00	0.00	0.00	0.00	70,000,000.00	0.00	0.00	0.00	0.00	0.00	0.00	0.00	0.00	0.00	0.00	445,000,000.00	70,000,000.00	0.00	0.00
Locally-Funded Project(s)		515,000,000.00	0.00	515,000,000.00	70,000,000.00	0.00	0.00	0.00	70,000,000.00	0.00	0.00	0.00	0.00	0.00	0.00	0.00	0.00	0.00	0.00	445,000,000.00	70,000,000.00	0.00	0.00
Preparation and drafting of the Master Development Plan for the Philippine Sports Training Center (PSTC)	310100200033000	75,000,000.00	0.00	75,000,000.00	0.00	0.00	0.00	0.00	0.00	0.00	0.00	0.00	0.00	0.00	0.00	0.00	0.00	0.00	0.00	75,000,000.00	0.00	0.00	0.00
MOOE		75,000,000.00	0.00	75,000,000.00	0.00	0.00	0.00	0.00	0.00	0.00	0.00	0.00	0.00	0.00	0.00	0.00	0.00	0.00	0.00	75,000,000.00	0.00	0.00	0.00
Site Development of the Philippine Sports Training Center (PSTC)	310100200034000	125,000,000.00	0.00	125,000,000.00	0.00	0.00	0.00	0.00	0.00	0.00	0.00	0.00	0.00	0.00	0.00	0.00	0.00	0.00	0.00	125,000,000.00	0.00	0.00	0.00
MOOE		125,000,000.00	0.00	125,000,000.00	0.00	0.00	0.00	0.00	0.00	0.00	0.00	0.00	0.00	0.00	0.00	0.00	0.00	0.00	0.00	125,000,000.00	0.00	0.00	0.00

Department : Other Executive Offices
 Agency/Entity : Philippine Sports Commission
 Operating Unit : < not applicable >
 Organization Code (UACS) : 26 032 0000000
 Fund Cluster : 01 Regular Agency Fund

X	Current Year Appropriations
	Supplemental Appropriations
	Continuing Appropriations

(e.g. UACS Fund Cluster: 01-Regular Agency Fund, 02-Foreign Assisted Projects Fund, 03-Special Account-Localy Funded/Domestic Grants Fund, and 04-Special Account-Foreign Assisted/Foreign Grants Fund)

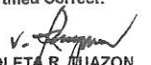
Particulars	UACS CODE	Appropriations				Allotments					Current Year Obligations					Current Year Disbursements					Balances			
		Authorized Appropriations	Adjustments (Transfer To/From, Modifications/Augmentations)	Adjusted Appropriations	Allotments Received	Adjustments (Reductions, Modifications/Augmentations)	Transfer To	Transfer From	Adjusted Total Allotments	1st Quarter Ending March 31	2nd Quarter Ending June 30	3rd Quarter Ending Sept. 30	4th Quarter Ending Dec. 31	TOTAL	1st Quarter Ending March 31	2nd Quarter Ending June 30	3rd Quarter Ending Sept. 30	4th Quarter Ending Dec. 31	TOTAL	Unreleased Appro	Unobligated Allotments	Unpaid Obligations(15-20)=(23+24)		
																						Due and Demandable	Not Yet Due and Demandable	
1	2	3	4	5=(3+4)	6	7	8	9	10=[(6+(-7)-8+9)]	11	12	13	14	15=(11+12+13+14)	16	17	18	19	20=(16+17+18+19)	21	22	23	24	
Financial Assistance to Athletes	310100200035000	20,000,000.00	0.00	20,000,000.00	20,000,000.00	0.00	0.00	0.00	20,000,000.00	0.00	0.00	0.00	0.00	0.00	0.00	0.00	0.00	0.00	0.00	0.00	20,000,000.00	0.00	0.00	0.00
MOOE		20,000,000.00	0.00	20,000,000.00	20,000,000.00	0.00	0.00	0.00	20,000,000.00	0.00	0.00	0.00	0.00	0.00	0.00	0.00	0.00	0.00	0.00	0.00	20,000,000.00	0.00	0.00	0.00
Preparation, Training and Support for the Samahang Kickboxing ng Philippines	310100200036000	3,000,000.00	0.00	3,000,000.00	0.00	0.00	0.00	0.00	0.00	0.00	0.00	0.00	0.00	0.00	0.00	0.00	0.00	0.00	0.00	3,000,000.00	0.00	0.00	0.00	
MOOE		3,000,000.00	0.00	3,000,000.00	0.00	0.00	0.00	0.00	0.00	0.00	0.00	0.00	0.00	0.00	0.00	0.00	0.00	0.00	0.00	3,000,000.00	0.00	0.00	0.00	
Preparation, Hosting and Participation of the FIBA Basketball World Cup	310100200037000	65,000,000.00	0.00	65,000,000.00	0.00	0.00	0.00	0.00	0.00	0.00	0.00	0.00	0.00	0.00	0.00	0.00	0.00	0.00	0.00	65,000,000.00	0.00	0.00	0.00	
MOOE		65,000,000.00	0.00	65,000,000.00	0.00	0.00	0.00	0.00	0.00	0.00	0.00	0.00	0.00	0.00	0.00	0.00	0.00	0.00	0.00	65,000,000.00	0.00	0.00	0.00	
Preparation, Training and Participation for the 9th Asian Games, Hangzhou, China	310100200038000	50,000,000.00	0.00	50,000,000.00	0.00	0.00	0.00	0.00	0.00	0.00	0.00	0.00	0.00	0.00	0.00	0.00	0.00	0.00	0.00	50,000,000.00	0.00	0.00	0.00	
MOOE		50,000,000.00	0.00	50,000,000.00	0.00	0.00	0.00	0.00	0.00	0.00	0.00	0.00	0.00	0.00	0.00	0.00	0.00	0.00	0.00	50,000,000.00	0.00	0.00	0.00	
Preparation, Training and Participation for the Southeast Asian Games, Hanoi, Vietnam	310100200039000	50,000,000.00	0.00	50,000,000.00	50,000,000.00	0.00	0.00	0.00	50,000,000.00	0.00	0.00	0.00	0.00	0.00	0.00	0.00	0.00	0.00	0.00	0.00	50,000,000.00	0.00	0.00	0.00
MOOE		50,000,000.00	0.00	50,000,000.00	50,000,000.00	0.00	0.00	0.00	50,000,000.00	0.00	0.00	0.00	0.00	0.00	0.00	0.00	0.00	0.00	0.00	0.00	50,000,000.00	0.00	0.00	0.00
5th Asian Youth Games, Shantou City, China	310100200040000	15,000,000.00	0.00	15,000,000.00	0.00	0.00	0.00	0.00	0.00	0.00	0.00	0.00	0.00	0.00	0.00	0.00	0.00	0.00	0.00	15,000,000.00	0.00	0.00	0.00	
MOOE		15,000,000.00	0.00	15,000,000.00	0.00	0.00	0.00	0.00	0.00	0.00	0.00	0.00	0.00	0.00	0.00	0.00	0.00	0.00	0.00	15,000,000.00	0.00	0.00	0.00	
6th Asian Indoor Martial Arts Games, Bangkok, Thailand	310100200041000	50,000,000.00	0.00	50,000,000.00	0.00	0.00	0.00	0.00	0.00	0.00	0.00	0.00	0.00	0.00	0.00	0.00	0.00	0.00	0.00	50,000,000.00	0.00	0.00	0.00	
MOOE		50,000,000.00	0.00	50,000,000.00	0.00	0.00	0.00	0.00	0.00	0.00	0.00	0.00	0.00	0.00	0.00	0.00	0.00	0.00	0.00	50,000,000.00	0.00	0.00	0.00	
Preparation, Training and Participation for PARA Games	310100200042000	50,000,000.00	0.00	50,000,000.00	0.00	0.00	0.00	0.00	0.00	0.00	0.00	0.00	0.00	0.00	0.00	0.00	0.00	0.00	0.00	50,000,000.00	0.00	0.00	0.00	
MOOE		50,000,000.00	0.00	50,000,000.00	0.00	0.00	0.00	0.00	0.00	0.00	0.00	0.00	0.00	0.00	0.00	0.00	0.00	0.00	0.00	50,000,000.00	0.00	0.00	0.00	
Philippine National Anti-Doping Organization (PH-NADO)	310100200043000	12,000,000.00	0.00	12,000,000.00	0.00	0.00	0.00	0.00	0.00	0.00	0.00	0.00	0.00	0.00	0.00	0.00	0.00	0.00	0.00	12,000,000.00	0.00	0.00	0.00	
MOOE		12,000,000.00	0.00	12,000,000.00	0.00	0.00	0.00	0.00	0.00	0.00	0.00	0.00	0.00	0.00	0.00	0.00	0.00	0.00	0.00	12,000,000.00	0.00	0.00	0.00	
Sub-Total, Operations		644,811,000.00	0.00	644,811,000.00	199,811,000.00	0.00	0.00	0.00	199,811,000.00	15,121,368.07	0.00	0.00	0.00	15,121,368.07	13,038,173.06	0.00	0.00	0.00	13,038,173.06	445,000,000.00	184,689,801.93	2,063,225.01	0.00	
PS		31,401,000.00	0.00	31,401,000.00	31,401,000.00	0.00	0.00	0.00	31,401,000.00	6,741,129.98	0.00	0.00	0.00	6,741,129.98	6,713,556.32	0.00	0.00	0.00	6,713,556.32	0.00	24,659,870.02	27,573.66	0.00	
MOOE		613,410,000.00	0.00	613,410,000.00	168,410,000.00	0.00	0.00	0.00	168,410,000.00	8,380,268.09	0.00	0.00	0.00	8,380,268.09	6,324,616.74	0.00	0.00	0.00	6,324,616.74	445,000,000.00	160,029,731.91	2,055,651.35	0.00	
FinEx (if Applicable)		0.00	0.00	0.00	0.00	0.00	0.00	0.00	0.00	0.00	0.00	0.00	0.00	0.00	0.00	0.00	0.00	0.00	0.00	0.00	0.00	0.00	0.00	
CO		0.00	0.00	0.00	0.00	0.00	0.00	0.00	0.00	0.00	0.00	0.00	0.00	0.00	0.00	0.00	0.00	0.00	0.00	0.00	0.00	0.00	0.00	
Sub-Total, I, Agency Specific Budget		725,238,000.00	0.00	725,238,000.00	290,238,000.00	0.00	0.00	0.00	290,238,000.00	37,835,982.60	0.00	0.00	0.00	37,835,982.60	28,932,100.07	0.00	0.00	0.00	28,932,100.07	445,000,000.00	242,402,017.40	8,903,882.53	0.00	
PS		71,828,000.00	0.00	71,828,000.00	71,828,000.00	0.00	0.00	0.00	71,828,000.00	15,189,732.41	0.00	0.00	0.00	15,189,732.41	15,134,585.08	0.00	0.00	0.00	15,134,585.08	0.00	56,638,287.59	55,147.33	0.00	
MOOE		653,410,000.00	0.00	653,410,000.00	208,410,000.00	0.00	0.00	0.00	208,410,000.00	22,646,250.19	0.00	0.00	0.00	22,646,250.19	13,797,514.99	0.00	0.00	0.00	13,797,514.99	445,000,000.00	185,763,749.81	8,848,735.20	0.00	
FinEx (if Applicable)		0.00	0.00	0.00	0.00	0.00	0.00	0.00	0.00	0.00	0.00	0.00	0.00	0.00	0.00	0.00	0.00	0.00	0.00	0.00	0.00	0.00	0.00	
CO		0.00	0.00	0.00	0.00	0.00	0.00	0.00	0.00	0.00	0.00	0.00	0.00	0.00	0.00	0.00	0.00	0.00	0.00	0.00	0.00	0.00	0.00	


Department : Other Executive Offices
 Agency/Entity : Philippine Sports Commission
 Operating Unit : < not applicable >
 Organization Code (UACS) : 26 032 0000000
 Fund Cluster : 01 Regular Agency Fund


X	Current Year Appropriations
	Supplemental Appropriations
	Continuing Appropriations


(e.g. UACS Fund Cluster: 01-Regular Agency Fund, 02-Foreign Assisted Projects Fund, 03-Special Account-Locally Funded/Domestic Grants Fund, and 04-Special Account-Foreign Assisted/Foreign Grants Fund)

Particulars	UACS CODE	Appropriations			Allotments			Current Year Obligations					Current Year Disbursements					Balances					
		Authorized Appropriations	Adjustments (Transfer To/From, Modifications/Augmentations)	Adjusted Appropriations	Allotments Received	Adjustments (Reductions, Modifications/Augmentations)	Transfer To	Transfer From	Adjusted Total Allotments	1st Quarter Ending March 31	2nd Quarter Ending June 30	3rd Quarter Ending Sept. 30	4th Quarter Ending Dec. 31	TOTAL	1st Quarter Ending March 31	2nd Quarter Ending June 30	3rd Quarter Ending Sept. 30	4th Quarter Ending Dec. 31	TOTAL	Unreleased Appro	Unobligated Allotments	Unpaid Obligations(15-20)=(23+24)	
																						Due and Demandable	Not Yet Due and Demandable
1	2	3	4	5=(3+4)	6	7	8	9	10=[(6+(-)7)-8+9]	11	12	13	14	15=(11+12+13+14)	16	17	18	19	20=(16+17+18+19)	21	22	23	24
II. Automatic Appropriations		6,511,000.00	0.00	6,511,000.00	6,511,000.00	0.00	0.00	0.00	6,511,000.00	1,407,374.05	0.00	0.00	0.00	1,407,374.05	923,795.93	0.00	0.00	0.00	923,795.93	0.00	5,103,625.95	483,578.12	0.00
Specific Budgets of National Government Agencies		6,511,000.00	0.00	6,511,000.00	6,511,000.00	0.00	0.00	0.00	6,511,000.00	1,407,374.05	0.00	0.00	0.00	1,407,374.05	923,795.93	0.00	0.00	0.00	923,795.93	0.00	5,103,625.95	483,578.12	0.00
Retirement and Life Insurance Premiums		6,511,000.00	0.00	6,511,000.00	6,511,000.00	0.00	0.00	0.00	6,511,000.00	1,407,374.05	0.00	0.00	0.00	1,407,374.05	923,795.93	0.00	0.00	0.00	923,795.93	0.00	5,103,625.95	483,578.12	0.00
PS		6,511,000.00	0.00	6,511,000.00	6,511,000.00	0.00	0.00	0.00	6,511,000.00	1,407,374.05	0.00	0.00	0.00	1,407,374.05	923,795.93	0.00	0.00	0.00	923,795.93	0.00	5,103,625.95	483,578.12	0.00
Sub-total II. Automatic Appropriations		6,511,000.00	0.00	6,511,000.00	6,511,000.00	0.00	0.00	0.00	6,511,000.00	1,407,374.05	0.00	0.00	0.00	1,407,374.05	923,795.93	0.00	0.00	0.00	923,795.93	0.00	5,103,625.95	483,578.12	0.00
PS		6,511,000.00	0.00	6,511,000.00	6,511,000.00	0.00	0.00	0.00	6,511,000.00	1,407,374.05	0.00	0.00	0.00	1,407,374.05	923,795.93	0.00	0.00	0.00	923,795.93	0.00	5,103,625.95	483,578.12	0.00
MOOE		0.00	0.00	0.00	0.00	0.00	0.00	0.00	0.00	0.00	0.00	0.00	0.00	0.00	0.00	0.00	0.00	0.00	0.00	0.00	0.00	0.00	0.00
FinEx		0.00	0.00	0.00	0.00	0.00	0.00	0.00	0.00	0.00	0.00	0.00	0.00	0.00	0.00	0.00	0.00	0.00	0.00	0.00	0.00	0.00	0.00
CO		0.00	0.00	0.00	0.00	0.00	0.00	0.00	0.00	0.00	0.00	0.00	0.00	0.00	0.00	0.00	0.00	0.00	0.00	0.00	0.00	0.00	0.00
IV. Reversion of the Unobligated Allotments charged against R.A. Nos. 11465 and 11494		0.00	0.00	0.00	0.00	0.00	0.00	0.00	0.00	0.00	0.00	0.00	0.00	0.00	0.00	0.00	0.00	0.00	0.00	0.00	0.00	0.00	0.00
MOOE		0.00	0.00	0.00	0.00	0.00	0.00	0.00	0.00	0.00	0.00	0.00	0.00	0.00	0.00	0.00	0.00	0.00	0.00	0.00	0.00	0.00	0.00
GRAND TOTAL		731,746,000.00	0.00	731,746,000.00	286,749,000.00	0.00	0.00	0.00	286,749,000.00	39,243,356.65	0.00	0.00	0.00	39,243,356.65	26,855,896.00	0.00	0.00	0.00	26,855,896.00	445,000,000.00	247,505,643.35	9,387,460.65	0.00
PS		78,339,000.00	0.00	78,339,000.00	78,339,000.00	0.00	0.00	0.00	78,339,000.00	16,597,106.46	0.00	0.00	0.00	16,597,106.46	16,056,381.01	0.00	0.00	0.00	16,056,381.01	0.00	61,741,893.54	538,725.45	0.00
MOOE		653,410,000.00	0.00	653,410,000.00	208,410,000.00	0.00	0.00	0.00	208,410,000.00	22,646,250.19	0.00	0.00	0.00	22,646,250.19	13,797,514.99	0.00	0.00	0.00	13,797,514.99	445,000,000.00	185,763,749.81	8,848,735.20	0.00
Recapitulation by OO:																							
I. Agency Specific Budget		644,811,000.00	0.00	644,811,000.00	199,811,000.00	0.00	0.00	0.00	199,811,000.00	15,121,398.07	0.00	0.00	0.00	15,121,398.07	13,038,173.06	0.00	0.00	0.00	13,038,173.06	445,000,000.00	184,689,501.93	2,083,225.01	0.00
AMATEUR SPORTS DEVELOPMENT PROGRAM		644,811,000.00	0.00	644,811,000.00	199,811,000.00	0.00	0.00	0.00	199,811,000.00	15,121,398.07	0.00	0.00	0.00	15,121,398.07	13,038,173.06	0.00	0.00	0.00	13,038,173.06	445,000,000.00	184,689,501.93	2,083,225.01	0.00

Certified Correct:

VIOLETA R. QUAZON
 Chief, Budget Division
 Date: 2022-04-12 11:12:05

Certified Correct:

ERIK JEAN A. MAYORES
 Acting Chief Accountant
 Date:

Recommending Approval:

ATTY. GUILLERMO B. IROY, JR.
 OIC - Executive Director
 Date: 2022-04-12 11:24:04

Approved By:

WILLIAM I. RAMIREZ
 Chairman
 Date: 2022-04-12 11:37:45

STATEMENT OF APPROPRIATIONS, ALLOTMENTS, OBLIGATIONS, DISBURSEMENTS AND BALANCES
As at the Quarter Ending March 31, 2022

Department : Other Executive Offices
 Agency/Entity : Philippine Sports Commission
 Operating Unit : < not applicable >
 Organization Code (UACS) : 26 032 0000000
 Fund Cluster : 03 Special Account - Locally Funded/Domestic Grants Fund
 (e.g. UACS Fund Cluster: 01-Regular Agency Fund, 02-Foreign Assisted Projects Fund, 03-Special Account-Locally Funded/Domestic Grants Fund, and 04-Special Account-Foreign Assisted/Foreign Grants Fund)

X	Current Year Appropriations
	Supplemental Appropriations
	Continuing Appropriations

Particulars	UACS CODE	Appropriations			Allotments			Current Year Obligations					Current Year Disbursements					Balances						
		Authorized Appropriations	Adjustments (Transfer To/From, Modifications/Augmentations)	Adjusted Appropriations	Allotments Received	Adjustments (Reductions, Modifications/Augmentations)	Transfer To	Transfer From	Adjusted Total Allotments	1st Quarter Ending March 31	2nd Quarter Ending June 30	3rd Quarter Ending Sept. 30	4th Quarter Ending Dec. 31	TOTAL	1st Quarter Ending March 31	2nd Quarter Ending June 30	3rd Quarter Ending Sept. 30	4th Quarter Ending Dec. 31	TOTAL	Unreleased Appro	Unobligated Allotments	Unpaid Obligations (16-20)=(23+24)		
																						Due and Demandable	Not Yet Due and Demandable	
1	2	3	4	5=(3+4)	6	7	8	9	10=[(6+(-)7)-8+9]	11	12	13	14	15=(11+12+13+14)	16	17	18	19	20=(16+17+18+19)	21	22	23	24	
II. Automatic Appropriations		29,826,000.00	0.00	29,826,000.00	0.00	0.00	0.00	0.00	0.00	0.00	0.00	0.00	0.00	0.00	0.00	0.00	0.00	0.00	0.00	0.00	29,826,000.00	0.00	0.00	0.00
Special Accounts in the General Fund		29,826,000.00	0.00	29,826,000.00	0.00	0.00	0.00	0.00	0.00	0.00	0.00	0.00	0.00	0.00	0.00	0.00	0.00	0.00	0.00	0.00	29,826,000.00	0.00	0.00	0.00
National Sports Development Fund		29,826,000.00	0.00	29,826,000.00	0.00	0.00	0.00	0.00	0.00	0.00	0.00	0.00	0.00	0.00	0.00	0.00	0.00	0.00	0.00	0.00	29,826,000.00	0.00	0.00	0.00
MOOE		29,826,000.00	0.00	29,826,000.00	0.00	0.00	0.00	0.00	0.00	0.00	0.00	0.00	0.00	0.00	0.00	0.00	0.00	0.00	0.00	0.00	29,826,000.00	0.00	0.00	0.00
Sub-total II. Automatic Appropriations		29,826,000.00	0.00	29,826,000.00	0.00	0.00	0.00	0.00	0.00	0.00	0.00	0.00	0.00	0.00	0.00	0.00	0.00	0.00	0.00	0.00	29,826,000.00	0.00	0.00	0.00
PS		0.00	0.00	0.00	0.00	0.00	0.00	0.00	0.00	0.00	0.00	0.00	0.00	0.00	0.00	0.00	0.00	0.00	0.00	0.00	0.00	0.00	0.00	0.00
MOOE		29,826,000.00	0.00	29,826,000.00	0.00	0.00	0.00	0.00	0.00	0.00	0.00	0.00	0.00	0.00	0.00	0.00	0.00	0.00	0.00	0.00	29,826,000.00	0.00	0.00	0.00
FinEx		0.00	0.00	0.00	0.00	0.00	0.00	0.00	0.00	0.00	0.00	0.00	0.00	0.00	0.00	0.00	0.00	0.00	0.00	0.00	0.00	0.00	0.00	0.00
CO		0.00	0.00	0.00	0.00	0.00	0.00	0.00	0.00	0.00	0.00	0.00	0.00	0.00	0.00	0.00	0.00	0.00	0.00	0.00	0.00	0.00	0.00	0.00
IV. Reversion of the Unobligated Allotments charged against R.A. Nos. 11465 and 11494		0.00	0.00	0.00	0.00	0.00	0.00	0.00	0.00	0.00	0.00	0.00	0.00	0.00	0.00	0.00	0.00	0.00	0.00	0.00	0.00	0.00	0.00	0.00
GRAND TOTAL		29,826,000.00	0.00	29,826,000.00	0.00	0.00	0.00	0.00	0.00	0.00	0.00	0.00	0.00	0.00	0.00	0.00	0.00	0.00	0.00	0.00	29,826,000.00	0.00	0.00	0.00
MOOE		29,826,000.00	0.00	29,826,000.00	0.00	0.00	0.00	0.00	0.00	0.00	0.00	0.00	0.00	0.00	0.00	0.00	0.00	0.00	0.00	0.00	29,826,000.00	0.00	0.00	0.00

Certified Correct:

VIOLETA R. IRUAZON
 Chief, Budget Division
 Date: 2022-04-12 11:12:05

Certified Correct:

ERIK JEAN A. MAYORES
 Acting Chief Accountant
 Date:

Recommending Approval:

ATTY. GUILLERMO B. IROY, JR.
 OIC - Executive Director
 Date: 2022-04-12 11:24:04

Approved By:

WILLIAM I. RAMIREZ
 Chairman
 Date: 2022-04-12 11:37:45

STATEMENT OF APPROPRIATIONS, ALLOTMENTS, OBLIGATIONS, DISBURSEMENTS AND BALANCES
As at the Quarter Ending March 31, 2022

Department: Other Executive Offices
Agency: Philippine Sports Commission
Operating Unit: < not applicable >
Organization Code (UACS) : 26 032 0000000
Fund Cluster: 01 Regular Agency Fund

	Current Year Appropriations
	Supplemental Appropriations
X	Continuing Appropriations

(e.g. UACS Fund Cluster: 01-Regular Agency Fund, 02-Foreign Assisted Projects Fund, 03-Special Account-Locally Funded/Domestic Grants Fund, and 04-Special Account-Foreign Assisted/Foreign Grants Fund)

Particulars	UACS CODE	Appropriations			Allotments			Current Year Obligations					Current Year Disbursements					Balances					
		Authorized Appropriations	Adjustments (Transfer To/From, Realignment)	Adjusted Appropriations	Allotments Received	Adjustments (Withdrawal, Realignment)	Transfer To	Transfer From	Adjusted Total Allotments	1st Quarter Ending March 31	2nd Quarter Ending June 30	3rd Quarter Ending Sept. 30	4th Quarter Ending Dec. 31	TOTAL	1st Quarter Ending March 31	2nd Quarter Ending June 30	3rd Quarter Ending Sept. 30	4th Quarter Ending Dec. 31	TOTAL	Unreleased Appro	Unobligated Allotments	Unpaid Obligations	
		3	4	5=(3+4)	6	7	8	9	10=[(6+(-)7)-8+9]	11	12	13	14	15=(11+12+13+14)	16	17	18	19	20=(16+17+18+19)	21=(5-10)	22=(10-15)	23	24
I. Continuing Appropriations		559,842,466.46	0.00	559,842,466.46	544,842,466.46	0.00	0.00	0.00	544,842,466.46	100,006,825.00	0.00	0.00	0.00	100,006,825.00	58,815,163.04	0.00	0.00	0.00	58,815,163.04	15,000,000.00	444,835,641.46	41,191,661.96	0.00
I. Agency Specific Budget		559,842,466.46	0.00	559,842,466.46	544,842,466.46	0.00	0.00	0.00	544,842,466.46	100,006,825.00	0.00	0.00	0.00	100,006,825.00	58,815,163.04	0.00	0.00	0.00	58,815,163.04	15,000,000.00	444,835,641.46	41,191,661.96	0.00
General Administration and Support	10000000000000	44,387,819.03	0.00	44,387,819.03	44,387,819.03	0.00	0.00	0.00	44,387,819.03	21,459,342.34	0.00	0.00	0.00	21,459,342.34	17,598,518.59	0.00	0.00	0.00	17,598,518.59	0.00	22,928,476.69	3,860,823.75	0.00
General Management and Supervision	100000100001000	44,387,819.03	0.00	44,387,819.03	44,387,819.03	0.00	0.00	0.00	44,387,819.03	21,459,342.34	0.00	0.00	0.00	21,459,342.34	17,598,518.59	0.00	0.00	0.00	17,598,518.59	0.00	22,928,476.69	3,860,823.75	0.00
MOOE		44,387,819.03	0.00	44,387,819.03	44,387,819.03	0.00	0.00	0.00	44,387,819.03	21,459,342.34	0.00	0.00	0.00	21,459,342.34	17,598,518.59	0.00	0.00	0.00	17,598,518.59	0.00	22,928,476.69	3,860,823.75	0.00
Sub-Total: General Administration and Support		44,387,819.03	0.00	44,387,819.03	44,387,819.03	0.00	0.00	0.00	44,387,819.03	21,459,342.34	0.00	0.00	0.00	21,459,342.34	17,598,518.59	0.00	0.00	0.00	17,598,518.59	0.00	22,928,476.69	3,860,823.75	0.00
PS		0.00	0.00	0.00	0.00	0.00	0.00	0.00	0.00	0.00	0.00	0.00	0.00	0.00	0.00	0.00	0.00	0.00	0.00	0.00	0.00	0.00	0.00
MOOE		44,387,819.03	0.00	44,387,819.03	44,387,819.03	0.00	0.00	0.00	44,387,819.03	21,459,342.34	0.00	0.00	0.00	21,459,342.34	17,598,518.59	0.00	0.00	0.00	17,598,518.59	0.00	22,928,476.69	3,860,823.75	0.00
FinEx (if Applicable)		0.00	0.00	0.00	0.00	0.00	0.00	0.00	0.00	0.00	0.00	0.00	0.00	0.00	0.00	0.00	0.00	0.00	0.00	0.00	0.00	0.00	0.00
CO		0.00	0.00	0.00	0.00	0.00	0.00	0.00	0.00	0.00	0.00	0.00	0.00	0.00	0.00	0.00	0.00	0.00	0.00	0.00	0.00	0.00	0.00
Operations	30000000000000	515,454,647.43	0.00	515,454,647.43	500,454,647.43	0.00	0.00	0.00	500,454,647.43	78,547,482.66	0.00	0.00	0.00	78,547,482.66	41,216,644.45	0.00	0.00	0.00	41,216,644.45	15,000,000.00	421,907,164.77	37,330,838.21	0.00
OO : Source of athletic talents widened		515,454,647.43	0.00	515,454,647.43	500,454,647.43	0.00	0.00	0.00	500,454,647.43	78,547,482.66	0.00	0.00	0.00	78,547,482.66	41,216,644.45	0.00	0.00	0.00	41,216,644.45	15,000,000.00	421,907,164.77	37,330,838.21	0.00
AMATEUR SPORTS DEVELOPMENT PROGRAM		515,454,647.43	0.00	515,454,647.43	500,454,647.43	0.00	0.00	0.00	500,454,647.43	78,547,482.66	0.00	0.00	0.00	78,547,482.66	41,216,644.45	0.00	0.00	0.00	41,216,644.45	15,000,000.00	421,907,164.77	37,330,838.21	0.00
Policy and Program Formulation and Amateur Sport Development and Promotion	310100100001000	227,248.11	0.00	227,248.11	227,248.11	0.00	0.00	0.00	227,248.11	0.00	0.00	0.00	0.00	0.00	0.00	0.00	0.00	0.00	0.00	0.00	227,248.11	0.00	0.00
MOOE		227,248.11	0.00	227,248.11	227,248.11	0.00	0.00	0.00	227,248.11	0.00	0.00	0.00	0.00	0.00	0.00	0.00	0.00	0.00	0.00	0.00	227,248.11	0.00	0.00
National Sport for All-Grassroot Centerpiece Program	310100100002000	73,485,277.50	0.00	73,485,277.50	73,485,277.50	0.00	0.00	0.00	73,485,277.50	15,698,427.70	0.00	0.00	0.00	15,698,427.70	15,698,427.70	0.00	0.00	0.00	15,698,427.70	0.00	57,786,849.80	0.00	0.00
MOOE		73,485,277.50	0.00	73,485,277.50	73,485,277.50	0.00	0.00	0.00	73,485,277.50	15,698,427.70	0.00	0.00	0.00	15,698,427.70	15,698,427.70	0.00	0.00	0.00	15,698,427.70	0.00	57,786,849.80	0.00	0.00
Locally-Funded Project(s)		441,742,121.82	0.00	441,742,121.82	426,742,121.82	0.00	0.00	0.00	426,742,121.82	62,849,054.96	0.00	0.00	0.00	62,849,054.96	25,518,216.75	0.00	0.00	0.00	25,518,216.75	15,000,000.00	363,893,066.86	37,330,838.21	0.00
4th Philippine Sports Hall of Fame Enshrinement	310100200008000	2,176,000.00	0.00	2,176,000.00	2,176,000.00	0.00	0.00	0.00	2,176,000.00	0.00	0.00	0.00	0.00	0.00	0.00	0.00	0.00	0.00	0.00	0.00	2,176,000.00	0.00	0.00
MOOE		2,176,000.00	0.00	2,176,000.00	2,176,000.00	0.00	0.00	0.00	2,176,000.00	0.00	0.00	0.00	0.00	0.00	0.00	0.00	0.00	0.00	0.00	0.00	2,176,000.00	0.00	0.00
International Games - Preparation, Training and Participation for the 2021 Tokyo Olympics, Japan	310100200001900	48,484,073.25	0.00	48,484,073.25	48,484,073.25	0.00	0.00	0.00	48,484,073.25	506,921.71	0.00	0.00	0.00	506,921.71	422,631.50	0.00	0.00	0.00	422,631.50	0.00	47,977,151.54	84,290.21	0.00
MOOE		48,484,073.25	0.00	48,484,073.25	48,484,073.25	0.00	0.00	0.00	48,484,073.25	506,921.71	0.00	0.00	0.00	506,921.71	422,631.50	0.00	0.00	0.00	422,631.50	0.00	47,977,151.54	84,290.21	0.00
International Games - Preparation, Training and Participation for the Asian Regional Games	310100200002000	255,874,564.90	0.00	255,874,564.90	255,874,564.90	0.00	0.00	0.00	255,874,564.90	1,041,491.50	0.00	0.00	0.00	1,041,491.50	1,041,491.50	0.00	0.00	0.00	1,041,491.50	0.00	254,833,073.40	0.00	0.00
MOOE		255,874,564.90	0.00	255,874,564.90	255,874,564.90	0.00	0.00	0.00	255,874,564.90	1,041,491.50	0.00	0.00	0.00	1,041,491.50	1,041,491.50	0.00	0.00	0.00	1,041,491.50	0.00	254,833,073.40	0.00	0.00
International Games - Preparation, Training and Participation for the ASEAN PARA Games	310100200002100	30,000,000.00	0.00	30,000,000.00	30,000,000.00	0.00	0.00	0.00	30,000,000.00	0.00	0.00	0.00	0.00	0.00	0.00	0.00	0.00	0.00	0.00	0.00	30,000,000.00	0.00	0.00

Department: Other Executive Offices
 Agency: Philippine Sports Commission
 Operating Unit: < not applicable >
 Organization Code (UACS) : 26 032 0000000
 Fund Cluster: 01 Regular Agency Fund

	Current Year Appropriations
	Supplemental Appropriations
X	Continuing Appropriations

(e.g. UACS Fund Cluster: 01-Regular Agency Fund, 02-Foreign Assisted Projects Fund, 03-Special Account-Locally Funded/Domestic Grants Fund, and 04-Special Account-Foreign Assisted/Foreign Grants Fund)

Particulars	UACS CODE	Appropriations			Allotments						Current Year Obligations					Current Year Disbursements					Balances			
		Authorized Appropriations	Adjustments (Transfer To/From, Realignment)	Adjusted Appropriations	Allotments Received	Adjustments (Withdrawal, Realignment)	Transfer To	Transfer From	Adjusted Total Allotments	1st Quarter Ending March 31	2nd Quarter Ending June 30	3rd Quarter Ending Sept. 30	4th Quarter Ending Dec. 31	TOTAL	1st Quarter Ending March 31	2nd Quarter Ending June 30	3rd Quarter Ending Sept. 30	4th Quarter Ending Dec. 31	TOTAL	Unreleased Appro	Unobligated Allotments	Unpaid Obligations		
																						Due and Demandable	Not Yet Due and Demandable	
1	2	3	4	5=(3+4)	6	7	8	9	10=[(6+(-)7)-8+9]	11	12	13	14	15=(11+12+13+14)	16	17	18	19	20=(16+17+18+19)	21=(5-10)	22=(10-15)	23	24	
MOOE		30,000,000.00	0.00	30,000,000.00	30,000,000.00	0.00	0.00	0.00	30,000,000.00	0.00	0.00	0.00	0.00	0.00	0.00	0.00	0.00	0.00	0.00	0.00	0.00	30,000,000.00	0.00	0.00
National Sports Summit	310100200022000	2,747,172.28	0.00	2,747,172.28	2,747,172.28	0.00	0.00	0.00	2,747,172.28	0.00	0.00	0.00	0.00	0.00	0.00	0.00	0.00	0.00	0.00	0.00	0.00	2,747,172.28	0.00	0.00
MOOE		2,747,172.28	0.00	2,747,172.28	2,747,172.28	0.00	0.00	0.00	2,747,172.28	0.00	0.00	0.00	0.00	0.00	0.00	0.00	0.00	0.00	0.00	0.00	0.00	2,747,172.28	0.00	0.00
Indigenous People's Games	310100200023000	7,933,824.08	0.00	7,933,824.08	7,933,824.08	0.00	0.00	0.00	7,933,824.08	4,682,437.75	0.00	0.00	0.00	4,682,437.75	4,682,437.75	0.00	0.00	0.00	0.00	4,682,437.75	0.00	3,251,386.33	0.00	0.00
MOOE		7,933,824.08	0.00	7,933,824.08	7,933,824.08	0.00	0.00	0.00	7,933,824.08	4,682,437.75	0.00	0.00	0.00	4,682,437.75	4,682,437.75	0.00	0.00	0.00	0.00	4,682,437.75	0.00	3,251,386.33	0.00	0.00
Training, Seminars and Workshops and Competition Program for Arnis Sports	310100200024000	5,000,000.00	0.00	5,000,000.00	0.00	0.00	0.00	0.00	0.00	0.00	0.00	0.00	0.00	0.00	0.00	0.00	0.00	0.00	0.00	0.00	5,000,000.00	0.00	0.00	0.00
MOOE		5,000,000.00	0.00	5,000,000.00	0.00	0.00	0.00	0.00	0.00	0.00	0.00	0.00	0.00	0.00	0.00	0.00	0.00	0.00	0.00	0.00	5,000,000.00	0.00	0.00	0.00
Training and Support for the Philippine Football Federation	310100200027000	10,000,000.00	0.00	10,000,000.00	0.00	0.00	0.00	0.00	0.00	0.00	0.00	0.00	0.00	0.00	0.00	0.00	0.00	0.00	0.00	0.00	10,000,000.00	0.00	0.00	0.00
MOOE		10,000,000.00	0.00	10,000,000.00	0.00	0.00	0.00	0.00	0.00	0.00	0.00	0.00	0.00	0.00	0.00	0.00	0.00	0.00	0.00	0.00	10,000,000.00	0.00	0.00	0.00
Training and Support for the Semahang Basketballists ng Pilipinas (SBP)	310100200028000	10,000,000.00	0.00	10,000,000.00	10,000,000.00	0.00	0.00	0.00	10,000,000.00	10,000,000.00	0.00	0.00	0.00	10,000,000.00	10,000,000.00	0.00	0.00	0.00	0.00	10,000,000.00	0.00	0.00	0.00	0.00
MOOE		10,000,000.00	0.00	10,000,000.00	10,000,000.00	0.00	0.00	0.00	10,000,000.00	10,000,000.00	0.00	0.00	0.00	10,000,000.00	10,000,000.00	0.00	0.00	0.00	0.00	10,000,000.00	0.00	0.00	0.00	0.00
Preparation, Training and Participation for the Pilipinas PARA Games	310100200030000	4,695,936.00	0.00	4,695,936.00	4,695,936.00	0.00	0.00	0.00	4,695,936.00	2,603,800.00	0.00	0.00	0.00	2,603,800.00	2,603,800.00	0.00	0.00	0.00	0.00	2,603,800.00	0.00	2,092,136.00	0.00	0.00
MOOE		4,695,936.00	0.00	4,695,936.00	4,695,936.00	0.00	0.00	0.00	4,695,936.00	2,603,800.00	0.00	0.00	0.00	2,603,800.00	2,603,800.00	0.00	0.00	0.00	0.00	2,603,800.00	0.00	2,092,136.00	0.00	0.00
International Games - Preparation, Training and Participation for the 2021 Southeast Asian Games	310100200031000	64,767,994.54	0.00	64,767,994.54	64,767,994.54	0.00	0.00	0.00	64,767,994.54	44,014,404.00	0.00	0.00	0.00	44,014,404.00	6,767,856.00	0.00	0.00	0.00	0.00	6,767,856.00	0.00	20,753,590.54	37,246,548.00	0.00
MOOE		64,767,994.54	0.00	64,767,994.54	64,767,994.54	0.00	0.00	0.00	64,767,994.54	44,014,404.00	0.00	0.00	0.00	44,014,404.00	6,767,856.00	0.00	0.00	0.00	0.00	6,767,856.00	0.00	20,753,590.54	37,246,548.00	0.00
International Games - Preparation, Training and Participation for the Tokyo Paralympic Games	310100200032000	62,556.77	0.00	62,556.77	62,556.77	0.00	0.00	0.00	62,556.77	0.00	0.00	0.00	0.00	0.00	0.00	0.00	0.00	0.00	0.00	0.00	0.00	62,556.77	0.00	0.00
MOOE		62,556.77	0.00	62,556.77	62,556.77	0.00	0.00	0.00	62,556.77	0.00	0.00	0.00	0.00	0.00	0.00	0.00	0.00	0.00	0.00	0.00	0.00	62,556.77	0.00	0.00
Sub-Total, Operations		515,454,647.43	0.00	515,454,647.43	500,454,647.43	0.00	0.00	0.00	500,454,647.43	78,547,482.66	0.00	0.00	0.00	78,547,482.66	41,216,644.45	0.00	0.00	0.00	0.00	41,216,644.45	15,000,000.00	421,907,164.77	37,330,838.21	0.00
PS		0.00	0.00	0.00	0.00	0.00	0.00	0.00	0.00	0.00	0.00	0.00	0.00	0.00	0.00	0.00	0.00	0.00	0.00	0.00	0.00	0.00	0.00	0.00
MOOE		515,454,647.43	0.00	515,454,647.43	500,454,647.43	0.00	0.00	0.00	500,454,647.43	78,547,482.66	0.00	0.00	0.00	78,547,482.66	41,216,644.45	0.00	0.00	0.00	0.00	41,216,644.45	15,000,000.00	421,907,164.77	37,330,838.21	0.00
FinEx (if Applicable)		0.00	0.00	0.00	0.00	0.00	0.00	0.00	0.00	0.00	0.00	0.00	0.00	0.00	0.00	0.00	0.00	0.00	0.00	0.00	0.00	0.00	0.00	0.00
CO		0.00	0.00	0.00	0.00	0.00	0.00	0.00	0.00	0.00	0.00	0.00	0.00	0.00	0.00	0.00	0.00	0.00	0.00	0.00	0.00	0.00	0.00	0.00
GRAND TOTAL		559,842,466.46	0.00	559,842,466.46	544,842,466.46	0.00	0.00	0.00	544,842,466.46	100,006,825.00	0.00	0.00	0.00	100,006,825.00	58,815,163.04	0.00	0.00	0.00	0.00	58,815,163.04	15,000,000.00	444,835,641.46	41,191,661.96	0.00
PS		0.00	0.00	0.00	0.00	0.00	0.00	0.00	0.00	0.00	0.00	0.00	0.00	0.00	0.00	0.00	0.00	0.00	0.00	0.00	0.00	0.00	0.00	0.00
MOOE		559,842,466.46	0.00	559,842,466.46	544,842,466.46	0.00	0.00	0.00	544,842,466.46	100,006,825.00	0.00	0.00	0.00	100,006,825.00	58,815,163.04	0.00	0.00	0.00	0.00	58,815,163.04	15,000,000.00	444,835,641.46	41,191,661.96	0.00
FinEx (if Applicable)		0.00	0.00	0.00	0.00	0.00	0.00	0.00	0.00	0.00	0.00	0.00	0.00	0.00	0.00	0.00	0.00	0.00	0.00	0.00	0.00	0.00	0.00	0.00
CO		0.00	0.00	0.00	0.00	0.00	0.00	0.00	0.00	0.00	0.00	0.00	0.00	0.00	0.00	0.00	0.00	0.00	0.00	0.00	0.00	0.00	0.00	0.00

This report was generated using the Unified Reporting System on 12/04/2022 12:04 version.FAR1.1.1 ; Status : SUBMITTED

Certified Correct:


VIOLETA R. TUAZON
 Chief, Budget Division


Date:

Certified Correct:


ERIK JEAN A. MAYORES
 Acting Chief Accountant


Date:

Recommending Approval:


ATTY. GUILLERMINO B. IROY, JR.
 OIC - Executive Director

Date:

Approved By:


WILLIAM I. RAMIREZ
 Chairman

Date: