


**QUARTERLY PHYSICAL REPORT OF OPERATION**  
**As of December 31, 2020**


Department Other Executive Offices  
 Agency : Philippine Sports Commission  
 Operating Unit: < not applicable >  
 Organization Code (UACS): 26 032 0000000

Particulars	UACS CODE	Physical Target (Budget Year)					Physical Accomplishment (Budget Year)					Variance	Remarks
		1st Quarter	2nd Quarter	3rd Quarter	4th Quarter	Total	1st Quarter	2nd Quarter	3rd Quarter	4th Quarter	Total		
1	2	3	4	5	6	7	8	9	10	11	12	13	14
AMATEUR SPORTS DEVELOPMENT PROGRAM	31010000000000												
OO : Participation in local and International sports													
<b>Outcome Indicators</b>													
1. Number of grassroots athletes competing in the Philippine National Games and Batang Pinoy Games.		4,415	4,415	4,415	4,415	17,660	0	0	0	0	0	None	PNG and BP Games were cancelled due COVID-19 pandemic.
2. Number of Filipinos participating in Sports-for-All activities.		46,807	46,807	46,808	46,808	187,230	1,250	7,028	2,521	1,574	12,373	Lower by 174,857	Laro't Saya sa Parke (LSP), IP Games, Children's Games, Women in Sports Programs, and all other sports-for-all projects were cancelled due to COVID-19 pandemic. However, webinars and other virtual activities were offered.
3. Number of national athletes participating in international and national competitions		448	448	449	449	1,794	203	0	9	5	217	Lower by 1,577	International sports competitions were cancelled due to COVID-19 pandemic. Inputs in the 3rd and 4th quarters were international competitions done virtually, and the sports were played individually or not by team.
<b>Output Indicators</b>													
1. Number of LGUs sending delegates in PSC competitions.		33	33	32	32	130	0	0	0	0	0	None	PNG, BP Games and other local sports competitions were cancelled due COVID-19 pandemic.
2. Number of promotional events/activities held.		20	20	20	20	80	2	15	56	72	145	Higher by 65	More sports promotional activities (webinars and virtual engagements) were offered to compensate on some cancelled programs and projects.
3. Number of national athletes and coaches supported.		297	298	298	298	1,191 ave.	1,182 ave.	1423 ave.	1,232 ave.	1,402 ave.	1,310 ave.	Higher by 119	PSC continued to support the national athletes and coaches inspite of cancellation of international competitions.


Prepared By:

  
 DOMINGO, LAURO JR. O.  
 Chief, Program Research and Development Division  
 Date: 13-Jan

In coordination with:

  
 IROY, GUILLERMO JR. B.  
 Acting Executive Director  
 Date:


Approved By:


  
 RAMIREZ, WILLIAM I.  
 Chairman  
 Date:


**QUARTERLY PHYSICAL REPORT OF OPERATION**  
As of September 30, 2020

Department: Other Executive Offices  
 Agency: Philippine Sports Commission  
 Operating Unit: < not applicable >  
 Organization Code (UACS): 26 032 0000000

Particulars	UACS CODE	Physical Target (Budget Year)					Physical Accomplishment (Budget Year)					Variance	Remarks
		1st Quarter	2nd Quarter	3rd Quarter	4th Quarter	Total	1st Quarter	2nd Quarter	3rd Quarter	4th Quarter	Total		
1	2	3	4	5	6	7	8	9	10	11	12	13	14
AMATEUR SPORTS DEVELOPMENT PROGRAM	31010000000000												
OO . Participation in local and international sports													
Outcome Indicators													
1. Number of grassroots athletes competing in the Philippine National Games and Batang Pinoy Games		4,415	4,415	4,415	4,415	17,660	0	0	0				
2. Number of Filipinos participating in Sports-for-All activities		46,807	46,807	46,808	46,808	187,230	1250	7028	2521				
3. Number of national athletes participating in international and national competitions		448	448	449	449	1,794	203	0	9				
Output Indicators													
1. Number of LGUs sending delegates in PSC competitions		33	33	32	32	130	0	0	0				
2. Number of promotional events/activities held		20	20	20	20	80	2	15	56				
3. Number of national athletes and coaches supported		297	298	298	298	1,191 ave.	1182 ave.	1423 ave.	1,232 ave.				

Prepared By:   
 DOMINGO, LAURO JR. O.  
 Chief, Program Research and Development Division  
 Date: 29-Oct

In coordination with:  
  
 IROY, GUILLERMO JR. B.  
 Acting Executive Director  
 Date: 5 Nov 2020

Approved By:   
 RAMIREZ, WILLIAM L.  
 Chairman  
 Date:

**QUARTERLY PHYSICAL REPORT OF OPERATION**

**As of June 30, 2020**

Department Other Executive Offices  
 Agency : Philippine Sports Commission  
 Operating Unit < not applicable >  
 Organization Code (UACS) : 26 032 0000000

Particulars	UACS CODE	Physical Target (Budget Year)					Physical Accomplishment (Budget Year)					Variance	Remarks
		1st Quarter	2nd Quarter	3rd Quarter	4th Quarter	Total	1st Quarter	2nd Quarter	3rd Quarter	4th Quarter	Total		
1	2	3	4	5	6	7	8	9	10	11	12	13	14
AMATEUR SPORTS DEVELOPMENT PROGRAM	31010000000000												
OO : Participation in local and international sports													
Outcome Indicators													
1. Number of grassroots athletes competing in the Philippine National Games and Batang Pinoy Games		4,415	4,415	4,415	4,415	17,660	0	0					
2. Number of Filipinos participating in Sports-for-All activities		46,807	46,807	46,808	46,808	187,230	1,250	7,028					
3. Number of national athletes participating in international and national competitions		448	448	449	449	1,794	203	0					
Output Indicators													
1. Number of LGUs sending delegates in PSC competitions		33	33	32	32	130	0	0					
2. Number of promotional events/activities held		20	20	20	20	80	2	15					
3. Number of national athletes and coaches supported		297	298	298	298	1,191 ave.	1,182 ave.	1,423 ave					

Prepared By:

**DOMINGO JR., LAURO O.**  
 Chief, Program Research and Development Division

In coordination with:

**IROY, GUILLERMO JR. B.**  
 OIC-Executive Director

Approved By:


**RAMIREZ, WILLIAM I.**  
 Chairman





**QUARTERLY PHYSICAL REPORT OF OPERATION**  
As of March 31, 2020

Department : Other Executive Offices  
 Agency : Philippine Sports Commission  
 Operating Unit : < not applicable >  
 Organization Code (UACS) : 26 032 0000000

Particulars	UACS CODE	Physical Target (Budget Year)					Physical Accomplishment (Budget Year)					Variance	Remarks
		1st Quarter	2nd Quarter	3rd Quarter	4th Quarter	Total	1st Quarter	2nd Quarter	3rd Quarter	4th Quarter	Total		
1	2	3	4	5	6	7	8	9	10	11	12	13	14
AMATEUR SPORTS DEVELOPMENT PROGRAM	31010000000000												
OO : Participation in local and international sports													
Outcome Indicators													
1. Number of grassroots athletes competing in the Philippine National Games and Batang Pinoy Games		4,415	4,415	4,415	4,415	17,660	0						
2. Number of Filipinos participating in Sports-for-All activities		46,807	46,807	46,808	46,808	187,230	1250						
3. Number of national athletes participating in international and national competitions		448	448	449	449	1,794	203						
Output Indicators													
1. Number of LGUs sending delegates in PSC competitions		33	33	32	32	130	0						
2. Number of promotional events/activities held		20	20	20	20	80	2						
3. Number of national athletes and coaches supported		297	298	298	298	1,191 ave.	1182 ave.						

Prepared By:  
  
 DOMINGO JR. LAURO OCAMPO  
 Planning Officer  
 Date:

In coordination with:  
  
 IBAY, MERLITA R.  
 OIC - Executive Director  
 Date:

Approved By:  
  
 COMM. FERNANDEZ, RAMON S.  
 PSC Officer-in-Charge  
 Date: