





	Current Year Appropriations
	Supplemental Appropriations
	Continuing Appropriations

Particulars	UACS Code	Appropriations			Allotments				Current Year Obligations					Current Year Disbursements					Balances				
		Authorized Appropriation	Adjustments (Transfer (To)From, Realignment)	Adjusted Appropriations	Allotments Received	Adjustments (Withdrawal, Realignment)	Transfers to	Transfers from	Adjusted Total Allotments	1st Quarter Ending March 31	2nd Quarter Ending June 30	3rd Quarter Ending Sept. 30	4th Quarter Ending Dec. 31	Total	1st Quarter Ending March 31	2nd Quarter Ending June 30	3rd Quarter Ending Sept. 30	4th Quarter Ending Dec. 31	Total	Unreleased Appropriations	Unobligated Allotments	Unpaid Obligations (15-20) = (23+24)	
																						Due and Demandable	Not Yet Due
I. Agency Specific Budget	1 01 101																						
General Administration and Support	1000000000	13,487,000.00	459,872.00	13,946,872.00	13,946,872.00				13,946,872.00	-	-	6,946,587.81	6,960,203.58	13,906,791.39	-	-	6,795,046.97	6,376,147.04	13,171,194.01	-	40,080.61	735,597.38	
General Admin. and Support PS	100010000																						
MOOE	5010000000																						
MOOE	5020000000	13,487,000.00	459,872.00	13,946,872.00	13,946,872.00				13,946,872.00			6,946,587.81	6,960,203.58	13,906,791.39			6,795,046.97	6,376,147.04	13,171,194.01	-	40,080.61	735,597.38	
Fin Exp. (If applicable)																							
CO																							
Operations	3000000000	15,811,000.00	-	15,811,000.00	15,811,000.00	-	-	-	15,811,000.00	-	-	-	15,799,729.37	15,799,729.37	-	-	-	13,646,420.50	13,646,420.50	-	11,270.63	2,153,308.87	-
MFO 1 - PROMOTION OF AMATEUR SPORT	3010000000																						
Policy and Program Formulation	301010000																						
Amateur Sport Dev't. & Promotion																							
PS	5010000000																						
MOOE	5020000000	15,811,000.00		15,811,000.00	15,811,000.00				15,811,000.00				15,799,729.37	15,799,729.37				13,646,420.50	13,646,420.50	-	11,270.63	2,153,308.87	
Fin Exp. (If applicable)																							
CO																							
National Sport for-All-Gr	301020000																						
Centerpiece Program																							
PS	5010000000																						
MOOE	5020000000																						
Fin Exp. (If applicable)																							
CO																							
Locally-Funded Project(s)	4000000000	-	-	-	-	-	-	-	-	-	-	-	-	-	-	-	-	-	-	-	-	-	
Olympic Games	412010001																						
PS	5010000000																						
MOOE	5020000000																						
Fin Exp. (If applicable)																							
CO																							
Sub-Total, Agency Specific Budget		29,298,000.00	459,872.00	29,757,872.00	29,757,872.00	-	-	-	29,757,872.00	-	-	6,946,587.81	22,759,932.95	29,706,520.76	-	-	6,795,046.97	20,022,567.54	26,817,614.51	-	51,351.24	2,888,906.25	-
PS	5010000000																						
MOOE	5020000000	29,298,000.00	459,872.00	29,757,872.00	29,757,872.00	-	-	-	29,757,872.00	-	-	6,946,587.81	22,759,932.95	29,706,520.76	-	-	6,795,046.97	20,022,567.54	26,817,614.51	-	51,351.24	2,888,906.25	-
Fin Exp. (If applicable)																							
CO																							
II Automatic Appropriations																							
RLIP	1 04 102																						
Special Acct in the Gen. Fund (Please Specify)																							
MOOE	5020000000	29,298,000.00	459,872.00	29,757,872.00	29,757,872.00				29,757,872.00			6,946,587.81	22,759,932.95	29,706,520.76			6,795,046.97	20,022,567.54	26,817,614.51	-	51,351.24	2,888,906.25	
CO																							
Sub-Total, Automatic Appropriations		29,298,000.00	459,872.00	29,757,872.00	29,757,872.00	-	-	-	29,757,872.00	-	-	6,946,587.81	22,759,932.95	29,706,520.76	-	-	6,795,046.97	20,022,567.54	26,817,614.51	-	51,351.24	2,888,906.25	
PS	5010000000																						
MOOE	5020000000	29,298,000.00	459,872.00	29,757,872.00	29,757,872.00	-	-	-	29,757,872.00	-	-	6,946,587.81	22,759,932.95	29,706,520.76	-	-	6,795,046.97	20,022,567.54	26,817,614.51	-	51,351.24	2,888,906.25	-
Fin Exp. (If applicable)																							
CO																							

	Current Year Appropriations
	Supplemental Appropriations
	Continuing Appropriations

Particulars	UACS Code	Appropriations			Allotments					Current Year Obligations					Current Year Disbursements					Balances				
		Authorized Appropriation	Adjustments (Transfer (To)From, Realignment)	Adjusted Appropriations	Allotments Received	Adjustments (Withdrawal, Realignments)	Transfers to	Transfers from	Adjusted Total Allotments	1st Quarter Ending March 31	2nd Quarter Ending June 30	3rd Quarter Ending Sept. 30	4th Quarter Ending Dec. 31	Total	1st Quarter Ending March 31	2nd Quarter Ending June 30	3rd Quarter Ending Sept. 30	4th Quarter Ending Dec. 31	Total	Unreleased Appropriations	Unobligated Allotments	Unpaid Obligations (15-20) = (23+24)		
																						Due and Demandable	Outstanding	
III. Special Purpose Fund (Please specify)																								
MPBF-PS																								
PGF-PS (Pension Benefits)	5 01 04 030																							
Sub-Total, Special Purpose Fund		-		-	-			-	-	-	-	-	-	-	-	-	-	-	-	-	-	-		
PS	5010000000																							
MOOE	5020000000																							
Fin Exp. (If applicable)																								
CO																								
GRAND TOTAL		29,298,000.00	459,872.00	29,757,872.00	29,757,872.00	-	-		29,757,872.00	-	-	6,946,587.81	22,759,932.95	29,706,520.76	-	-	6,795,046.97	20,022,567.54	26,817,614.51	-	51,351.24	2,888,906.25		
PS	5010000000	-	-	-	-	-	-		-	-	-	-	-	-	-	-	-	-	-	-	-	-		
MOOE	5020000000	29,298,000.00	459,872.00	29,757,872.00	29,757,872.00	-	-		29,757,872.00	-	-	6,946,587.81	22,759,932.95	29,706,520.76	-	-	6,795,046.97	20,022,567.54	26,817,614.51	-	51,351.24	2,888,906.25		
Fin Exp. (If applicable)																								
CO																								
Recaptulation by MFO:																								
MFO 1 - PROMOTION OF AMATEUR SPORT INDICATORS																								
Quantity Indicators:																								
- No. of promotional events/activities held																								
- No. of national athletes supported																								
Quality Indicators:																								
- % of stakeholders who rated the PSC promotional events/activities as good, better, best																								
- % of change in number of athletes participating in international competitions.																								
- % of change in number of: 1) grassroots athletes participating in national competitions and 2) Individuals joining the Sports-for-All activities																								
Timelines:																								
- % of application for sports-related assistance responded to within three (3) days upon receipt of application.																								
Certified Correct:		Certified Correct:																			Recommending Approval:		Approved By:	
																								
ATTY. GUILLERMO B. IROY, JR. Chief, Budget Officer		MERLITA R. IBAY Deputy Executive Director-AFMS Acting, Chief Accountant																			ATTY. SANNAH B. FRIVALDO Executive Director		WILLIAM I. RAMIREZ Chairman	





	Current Year Appropriations
	Supplemental Appropriations
	Continuing Appropriations

Particulars	UACS Code	Appropriations			Allotments				Current Year Obligations					Current Year Disbursements					Balances				
		Authorized Appropriation	Adjustments (Transfer (To)From, Realignment)	Adjusted Appropriations	Allotments Received	Adjustments (Withdrawal, Realignment)	Transfers To	Transfers From	Adjusted Total Allotments	1st Quarter Ending March 31	2nd Quarter Ending June 30	3rd Quarter Ending Sept. 30	4th Quarter Ending Dec. 31	Total	1st Quarter Ending March 31	2nd Quarter Ending June 30	3rd Quarter Ending Sept. 30	4th Quarter Ending Dec. 31	Total	Unreleased Appropriations	Unobligated Allotments	Unpaid Obligations (15-20) = (23+24)	
																						Due and Demandable	Not Yet Due Demandable
I. Agency Specific Budget	01 101 101																						
General Administration and Support	1000000000	70,338,000.00		70,338,000.00	70,307,621.00				70,307,621.00	17,412,545.43	28,280,237.60	11,372,046.83	11,955,366.89	69,020,196.75	16,351,239.49	24,647,139.49	14,896,390.34	11,890,583.79	67,785,353.11	30,379.00	1,287,424.25	1,234,843.64	
General Admin. and Supp.	100010000																						
PS	5010000000	30,891,000.00		30,891,000.00	30,860,621.00				30,860,621.00	6,575,715.87	7,639,289.04	5,802,926.04	9,626,505.89	29,644,436.84	6,560,332.89	7,654,672.02	5,777,967.40	9,632,419.82	29,625,392.13	30,379.00	1,216,184.16	19,044.71	
MOOE	5020000000	39,447,000.00		39,447,000.00	39,447,000.00				39,447,000.00	10,836,829.56	20,640,948.56	5,569,120.79	2,328,861.00	39,375,759.91	9,790,906.60	16,992,467.47	9,118,422.94	2,258,163.97	38,159,960.98	-	71,240.09	1,215,798.93	
Fin Exp. (If applicable)																							
CO	-																						
Operations	300000000	118,786,000.00	-	118,786,000.00	118,766,064.00	-	-	-	118,766,064.00	17,414,937.11	24,735,303.94	32,920,052.22	21,151,818.75	96,222,112.02	16,467,895.13	20,063,563.62	34,189,657.93	17,221,895.25	87,943,011.93	19,936.00	22,543,951.98	8,279,100.09	-
MFO 1 - PROMOTION OF AMATEUR SPORT DEVELOPMENT AND POLICY AND PROGRAM FORMULATION	301000000																						
Policy and Program Formulation	301010000																						
Amateur Sport Dev't. & Promotion																							
PS	5010000000	26,188,000.00		26,188,000.00	26,188,000.00				26,188,000.00	5,929,777.67	7,011,202.57	5,342,736.59	7,070,498.08	25,354,214.91	5,929,777.67	7,011,202.57	5,342,164.09	7,063,239.50	25,346,383.83	-	833,785.09	7,831.08	
MOOE	5020000000	45,523,000.00		45,523,000.00	45,523,000.00				45,523,000.00	6,485,159.44	14,724,101.37	20,353,596.13	3,916,652.65	45,479,509.59	5,538,117.46	10,052,361.05	22,713,618.84	5,806,153.23	44,110,250.58	-	43,490.41	1,369,259.01	
Fin Exp. (If applicable)																							
CO	-																						
National Sport for All-Grassroots Centerpiece Program	301020000																						
PS	5010000000																						
MOOE	5020000000	47,075,000.00		47,075,000.00	47,055,064.00				47,055,064.00	5,000,000.00	3,000,000.00	7,223,719.50	10,164,668.02	25,388,387.52	5,000,000.00	3,000,000.00	6,133,875.00	4,352,502.52	18,486,377.52	19,936.00	21,668,676.48	6,902,010.00	
Fin Exp. (If applicable)																							
CO	-																						
Locally-Funded Project(s)	400000000	34,423,000.00	-	34,423,000.00	34,423,000.00	-	-	-	34,423,000.00	-	10,326,580.00	13,594,062.32	401,640.92	24,322,283.24	-	10,000,000.00	13,780,642.32	148,400.92	23,929,043.24	-	10,100,716.76	393,240.00	-
SEA Games	412010001																						
PS	5010000000																						
MOOE	5020000000	34,423,000.00		34,423,000.00	34,423,000.00				34,423,000.00	-	10,326,580.00	13,594,062.32	401,640.92	24,322,283.24		10,000,000.00	13,780,642.32	148,400.92	23,929,043.24		10,100,716.76	393,240.00	
Fin Exp. (If applicable)																							
CO	-																						
Sub-Total, Agency Specific Budget		223,547,000.00		223,547,000.00	223,496,685.00				223,496,685.00	34,827,482.54	63,342,121.54	57,886,161.37	33,508,826.56	189,564,592.01	32,819,134.62	54,710,703.11	62,866,690.59	29,260,879.96	179,657,408.28	50,315.00	33,932,092.99	9,880,307.94	
PS	5010000000	57,079,000.00		57,079,000.00	57,048,621.00				57,048,621.00	12,505,493.54	14,650,491.61	11,145,662.63	16,697,003.97	54,998,651.75	12,490,110.56	14,665,874.59	11,120,131.49	16,695,659.32	54,971,775.96	30,379.00	2,049,969.25	-	
MOOE	5020000000	166,468,000.00		166,468,000.00	166,448,064.00				166,448,064.00	22,321,989.00	48,691,629.93	46,740,498.74	16,811,822.59	134,565,940.26	20,329,024.06	40,044,828.52	51,746,559.10	12,565,220.64	124,685,632.32	19,936.00	31,882,123.74	9,880,307.94	
Fin Exp. (If applicable)																							
CO	-																						
II Automatic Appropriations		5,046,000.00	-	5,046,000.00	5,046,000.00	-	-	-	5,046,000.00	1,203,534.90	1,145,444.72	1,137,503.09	1,099,497.24	4,585,979.95	1,203,534.90	1,145,444.72	1,130,810.21	1,106,190.12	4,585,979.95	-	460,020.05	-	-
RLIP	01 104 102	5,046,000.00		5,046,000.00	5,046,000.00				5,046,000.00	1,203,534.90	1,145,444.72	1,137,503.09	1,099,497.24	4,585,979.95	1,203,534.90	1,145,444.72	1,130,810.21	1,106,190.12	4,585,979.95	-	460,020.05	-	-
Special Acct in the Gen. Fund (Please Specify)					-																		
MOOE	5020000000			-					-	-	-			-	-	-			-		-	-	
CO																							
Sub-Total, Automatic Appropriations		5,046,000.00		5,046,000.00	5,046,000.00				5,046,000.00	1,203,534.90	1,145,444.72	1,137,503.09	1,099,497.24	4,585,979.95	1,203,534.90	1,145,444.72	1,130,810.21	1,106,190.12	4,585,979.95	-	460,020.05	-	-
PS	5010000000	5,046,000.00		5,046,000.00	5,046,000.00				5,046,000.00	1,203,534.90	1,145,444.72	1,137,503.09	1,099,497.24	4,585,979.95	1,203,534.90	1,145,444.72	1,130,810.21	1,106,190.12	4,585,979.95	-	460,020.05	-	-
MOOE	5020000000			-					-	-	-			-	-	-			-		-	-	
Fin Exp. (If applicable)																							
CO	-																						

STATEMENT OF APPROPRIATIONS, ALLOTMENTS, OBLIGATIONS, DISBURSEMENTS AND BALANCES
As of the Quarter Ending December 31, 2017

Department : OTHER EXECUTIVE OFFICES
Agency : PHILIPPINE SPORTS COMMISSION
Operating Unit : (C0492)
Organization Code (UACS) : 26 032 0000000
Funding Source Code (as cluster) : 01 101 101

	Current Year Appropriations
	Supplemental Appropriations
	Continuing Appropriations

Particulars	UACS Code	Appropriations			Allotments			Current Year Obligations					Current Year Disbursements					Balances					
		Authorized Appropriation	Adjustments (Transfer (To)From, Realignment)	Adjusted Appropriations	Allotments Received	Adjustments (Withdrawal, Realignment)	Transfer to	Transfer from	Adjusted Total Allotments	1st Quarter Ending March 31	2nd Quarter Ending June 30	3rd Quarter Ending Sept. 30	4th Quarter Ending Dec. 31	Total	1st Quarter Ending March 31	2nd Quarter Ending June 30	3rd Quarter Ending Sept. 30	4th Quarter Ending Dec. 31	Total	Unreleased Appropriations	Unobligated Allotments	Unpaid Obligations (15-20) = (23+24)	
																						Due and Demandable	Not Yet Due Demandable
III. Special Purpose Fund (Please specify)																							
MPBF-PS	5010000000	3,763,622.00		3,763,622.00	3,763,622.00						1,656,196.94	234,713.00	1,890,909.94				1,656,196.94	234,713.00	1,890,909.94		1,872,712.06	-	
PGF-PS (Pension Be	5 01 04 030	775,598.00		775,598.00	775,598.00				711,625.48		63,971.45		775,596.93	711,625.48			63,971.45		775,596.93	-	1.07	-	
Sub-Total, Special Purpose Fund		4,539,220.00	-	4,539,220.00	4,539,220.00				711,625.48	-	1,720,168.39	234,713.00	2,666,506.87	711,625.48	-		1,720,168.39	234,713.00	2,666,506.87	-	1,872,713.13	-	
PS	5010000000																						
MOOE	5020000000																						
Fin Exp. (If applicable)																							
CO																							
GRAND TOTAL		233,132,220.00		233,132,220.00	233,081,905.00				233,081,905.00	36,742,642.92	64,487,566.26	60,743,832.85	34,843,036.80	196,817,078.83	34,734,295.00	55,856,147.83	65,717,669.19	30,601,783.08	186,909,895.10	50,315.00	36,264,826.17	9,907,183.73	
PS	5010000000	66,664,220.00	-	66,664,220.00	66,633,841.00	-	-		66,633,841.00	14,420,653.92	15,795,936.33	14,003,334.11	18,031,214.21	62,251,138.57	14,405,270.94	15,811,319.31	13,971,110.09	18,036,562.44	62,224,262.78	30,379.00	4,382,702.43	26,875.79	
MOOE	5020000000	166,468,000.00		166,468,000.00	166,448,064.00				166,448,064.00	22,321,989.00	48,691,629.93	46,740,498.74	16,811,822.59	134,565,940.26	20,329,024.06	40,044,828.52	51,746,559.10	12,565,220.64	124,685,632.32	19,936.00	31,882,123.74	9,880,307.94	
Fin Exp. (If applicable)																							
CO																							
Recaptulation by MFO:																							
MFO 1 - PROMOTION OF AMATEUR SPORT																							
INDICATORS																							
Quantity Indicators:																							
- No. of promotional events/activities held																							
- No. of national athletes supported																							
Quality Indicators:																							
- % of stakeholders who rated the PSC promo-																							
tional events/activities as good, better, best																							
- % of change in number of athletes participating																							
in international competitions.																							
- % of change in number of: 1) grassroots																							
athletes participating in national compenions																							
and 2) individuals joining the Sports-for-All																							
activities																							
Timelines:																							
- % of application for sports-related assistance																							
responded to within three (3) days upon receipt																							
of application.																							
Certified Correct:		Certified Correct:			Recommending Approval:				Approved By:														
																							
ATTY. GUILLERMO B. IROY, JR. Chief, Budget Officer		MELITA R. IBAY Deputy Executive Director-AFMS Acting, Chief Accountant			ATTY. SANNAH S. PRIVALDO Executive Director				WILLIAM I. RAMIREZ Chairman														

	Current Year Appropriations
	Supplemental Appropriations
	Continuing Appropriations

Particulars	UACS Code	Appropriations			Allotments					Current Year Obligations					Current Year Disbursements					Balances			
		Authorized Appropriation	Adjustments (Transfer (To/From, Reassignment)	Adjusted Appropriations	Allotments Received	Adjustments (Withdrawal, Reassignment)	Transfer to	Transfer from	Adjusted Total Allotments	1st Quarter Ending March 31	2nd Quarter Ending June 30	3rd Quarter Ending Sept. 30	4th Quarter Ending Dec. 31	Total	1st Quarter Ending March 31	2nd Quarter Ending June 30	3rd Quarter Ending Sept. 30	4th Quarter Ending Dec. 31	Total	Unreleased Appropriations	Unobligated Allotments	Unpaid Obligations (15-20) = (23+24)	
																						Due and Demandable	Not Yet Due Demandable
1	2	3	4	5=(3+4)	6	7	8	9	10=[(6+)+(7)+8+9]	11	12	13	14	15=(11+12+13+14)	16	17	18	19	20=(16+17+18+19)	21=(5-10)	22=(10-15)	23	24
I. Agency Specific Budget	01 101 101																						
General Administration and Support	100000000	70,338,000.00		70,338,000.00	70,307,621.00				70,307,621.00	17,412,545.43	28,280,237.60	11,372,046.83	-	57,064,829.86	16,351,239.49	24,647,139.49	14,896,390.34	-	55,894,769.32	30,379.00	13,242,791.14	1,170,060.54	
General Admin. and Supervision	100010000																						
PS	5010000000	30,891,000.00		30,891,000.00	30,860,621.00				30,860,621.00	6,575,715.87	7,639,289.04	5,802,926.04		20,017,930.95	6,560,332.89	7,654,672.02	5,777,967.40		19,992,972.31	30,379.00	10,842,690.05	24,958.64	
MOOE	5020000000	39,447,000.00		39,447,000.00	39,447,000.00				39,447,000.00	10,836,829.56	20,640,948.56	5,569,120.79		37,046,898.91	9,790,906.60	16,992,467.47	9,118,422.94		35,901,797.01	-	2,400,101.09	1,145,101.90	
Fin Exp. (If applicable)																							
CO																							
Operations	300000000	118,786,000.00	-	118,786,000.00	98,786,000.00	-	-	-	98,786,000.00	17,414,937.11	24,735,303.94	32,920,052.22		75,070,293.27	16,467,895.13	20,063,563.62	34,189,657.93		70,721,116.68	20,000,000.00	23,715,706.73	4,349,176.59	
MFO 1 - PROMOTION OF AMATEUR SPORT	301000000																						
Policy and Program Formulation & Amateur Sport Devt. & Promotion	301010000																						
PS	5010000000	26,188,000.00		26,188,000.00	26,188,000.00				26,188,000.00	5,929,777.67	7,011,202.57	5,342,736.59		18,283,716.83	5,929,777.67	7,011,202.57	5,342,164.09		18,283,144.33	-	7,904,283.17	672.50	
MOOE	5020000000	45,523,000.00		45,523,000.00	45,523,000.00				45,523,000.00	6,485,159.44	14,724,101.37	20,353,596.13		41,562,856.94	5,538,117.46	10,052,361.05	22,713,618.84		38,304,097.35	-	3,960,143.06	3,258,759.59	
Fin Exp. (If applicable)																							
CO																							
National Sport for-All-Grassroot	301020000																						
Centerplace Program																							
PS	5010000000																						
MOOE	5020000000	47,075,000.00		47,075,000.00	27,075,000.00				27,075,000.00	5,000,000.00	3,000,000.00	7,223,719.50		15,223,719.50	5,000,000.00	3,000,000.00	6,133,875.00		14,133,875.00	20,000,000.00	11,851,280.50	1,089,844.50	
Fin Exp. (If applicable)																							
CO																							
Locally-Funded Project(s)	400000000	34,423,000.00	-	34,423,000.00	34,423,000.00	-	-	-	34,423,000.00	-	10,326,580.00	13,594,062.32		23,920,642.32	-	10,000,000.00	13,780,642.32	-	23,780,642.32	-	10,502,357.68	140,000.00	-
SEA Games	412010001																						
PS	5010000000																						
MOOE	5020000000	34,423,000.00		34,423,000.00	34,423,000.00				34,423,000.00		10,326,580.00	13,594,062.32		23,920,642.32		10,000,000.00	13,780,642.32		23,780,642.32		10,502,357.68	140,000.00	
Fin Exp. (If applicable)																							
CO																							
Sub-Total, Agency Specific Budget		223,547,000.00		223,547,000.00	203,516,621.00				203,516,621.00	34,827,482.54	63,342,121.54	57,886,161.37		156,055,765.45	32,819,134.62	54,710,703.11	62,866,690.59		150,396,528.32	30,379.00	67,460,855.55	6,633,705.99	
PS	5010000000	57,079,000.00		57,079,000.00	57,048,621.00				57,048,621.00	12,505,493.54	14,650,491.61	11,145,662.63		38,301,647.78	12,490,110.56	14,665,874.69	11,120,131.49		38,276,116.64	30,379.00	18,746,973.22	-	
MOOE	5020000000	166,468,000.00		166,468,000.00	166,468,000.00				166,468,000.00	22,321,989.00	48,691,629.93	46,740,498.74		117,754,117.67	20,329,024.06	40,044,828.52	51,746,559.10		112,120,411.68	-	48,713,882.33	5,633,705.99	
Fin Exp. (If applicable)																							
CO																							
II Automatic Appropriations		5,046,000.00	-	5,046,000.00	5,046,000.00	-	-	-	5,046,000.00	1,203,534.90	1,145,444.72	1,137,503.09		3,486,482.71	1,203,534.90	1,145,444.72	1,130,810.21		3,479,789.83	-	1,559,517.29	6,692.88	-
RLIP	01 104 102	5,046,000.00		5,046,000.00	5,046,000.00				5,046,000.00	1,203,534.90	1,145,444.72	1,137,503.09		3,486,482.71	1,203,534.90	1,145,444.72	1,130,810.21		3,479,789.83		1,559,517.29	6,692.88	
Special Acct In the Gen. Fund (Please Specify)				-																			
MOOE	5020000000			-																			
CO																							
Sub-Total, Automatic Appropriations		5,046,000.00		5,046,000.00	5,046,000.00				5,046,000.00	1,203,534.90	1,145,444.72	1,137,503.09		3,486,482.71	1,203,534.90	1,145,444.72	1,130,810.21		3,479,789.83	-	1,559,517.29	6,692.88	
PS	5010000000	5,046,000.00		5,046,000.00	5,046,000.00				5,046,000.00	1,203,534.90	1,145,444.72	1,137,503.09		3,486,482.71	1,203,534.90	1,145,444.72	1,130,810.21		3,479,789.83	-	1,559,517.29	6,692.88	
MOOE	5020000000			-																			
Fin Exp. (If applicable)																							
CO																							

FAR No. 1

As of the Quarter Ending September 30, 2017

	Current Year Appropriations
	Supplemental Appropriations
	Continuing Appropriations





Particulars	UACS Code	Appropriations			Allotments					Current Year Obligations					Current Year Disbursements					Balances			
		Authorized Appropriation	Adjustments (Transfer To/From, Reassignment)	Adjusted Appropriations	Allotments Received	Adjustments (Withdrawal, Reassignment)	Transfer to	Transfer from	Adjusted Total Allotments	1st Quarter Ending March 31	2nd Quarter Ending June 30	3rd Quarter Ending Sept. 30	4th Quarter Ending Dec. 31	Total	1st Quarter Ending March 31	2nd Quarter Ending June 30	3rd Quarter Ending Sept. 30	4th Quarter Ending Dec. 31	Total	Unreleased Appropriations	Unobligated Allotments	Unpaid Obligations (15-20) = (23+24)	
																						Due and Demandable	Not yet Due Demandable
1	2	3	4	5=(3+4)	6	7	8	9	10=[(6+(-)7)+8+9]	11	12	13	14	15=(11+12+13+14)	16	17	18	19	20=(16+17+18+19)	21=(5-10)	22=(10-15)	23	24
III. Special Purpose Fund (Please specify)																							
MPBF-PS	5010000000	3,528,909.00		3,528,909.00	3,528,909.00				3,528,909.00			1,656,196.94		1,656,196.94			1,656,196.94		1,656,196.94		1,872,712.06		
PGF-PS (Pension Benefits)	5 01 04 030	775,598.00		775,598.00	775,598.00				775,598.00	711,625.48		63,971.45		775,596.93	711,625.48		63,971.45		775,596.93		1.07		
Sub-Total, Special Purpose Fund		4,304,507.00		4,304,507.00	4,304,507.00				4,304,507.00	711,625.48		1,720,168.39		2,431,793.87	711,625.48		1,720,168.39		2,431,793.87				
PS	5010000000																						
MOOE	5020000000																						
Fin Exp. (If applicable)																							
CO																							
GRAND TOTAL		232,897,507.00		232,897,507.00	212,867,128.00				212,867,128.00	36,742,642.92	64,487,566.26	60,743,832.85		161,974,042.03	34,734,295.00	55,856,147.83	65,717,669.19		156,308,112.02	20,030,379.00	50,893,085.97	5,665,930.01	
PS	5010000000	66,429,507.00		66,429,507.00	66,399,128.00				66,399,128.00	14,420,653.92	15,795,936.33	14,003,334.11		44,219,924.36	14,405,270.94	15,811,319.31	13,971,110.09		44,187,700.34	30,379.00	22,179,203.64	32,224.02	
MOOE	5020000000	166,468,000.00		166,468,000.00	146,468,000.00				146,468,000.00	22,321,989.00	48,691,629.93	46,740,498.74		117,754,117.67	20,329,024.06	40,044,828.52	51,746,559.10		112,120,411.68	20,000,000.00	28,713,882.33	5,633,705.99	
Fin Exp. (If applicable)																							
CO																							
Recapitulation by MFO:																							
MFO 1 - PROMOTION OF AMATEUR SPORT																							
INDICATORS																							
Quantity Indicators:																							
- No. of promotional events/activities held																							
- No. of national athletes supported																							
Quality Indicators:																							
- % of stakeholders who rated the PSC promotional events/activities as good, better, best																							
- % of change in number of athletes participating in international competitions.																							
- % of change in number of: 1) grassroots athletes participating in national competitions and 2) individuals joining the Sports-for-All activities																							
Timelines:																							
- % of application for sports-related assistance responded to within three (3) days upon receipt of application.																							
Certified Correct:																							
Certified Correct:																							
Recommending Approval:																							
Approved By:																							
ATTY. GUILLERMO B. IROY, JR. Chief, Budget Officer																							
IMEE B. ZAVANDAB Chief Accountant																							
MERLITA R. IBAY Deputy Executive Director-AFMS																							
WILLIAM I. RAMIREZ Chairman																							

	Current Year Appropriations
	Supplemental Appropriations
	Continuing Appropriations

STATEMENT OF APPROPRIATIONS, ALLOTMENTS, OBLIGATIONS, DISBURSEMENTS AND BALANCES
As of the Quarter Ending September 30, 2017

Department : OTHER EXECUTIVE OFFICES
Agency : PHILIPPINE SPORTS COMMISSION
Operating Unit : (C0492)
Organization Code (UACS) : 26 032 000000
Funding Source Code (as clustered) : 03 104 377

	Current Year Appropriations
	Supplemental Appropriations
	Continuing Appropriations

Particulars	UACS Code	Appropriations			Allotments				Current Year Obligations					Current Year Disbursements					Balances				
		Authorized Appropriation	Adjustments (Transfer To/From, Reassignment)	Adjusted Appropriations	Allotments Received	Adjustments (Withdrawal, Reassignment)	Transfer to	Transfer from	Adjusted Total Allotments	1st Quarter Ending March 31	2nd Quarter Ending June 30	3rd Quarter Ending Sept. 30	4th Quarter Ending Dec. 31	Total	1st Quarter Ending March 31	2nd Quarter Ending June 30	3rd Quarter Ending Sept. 30	4th Quarter Ending Dec. 31	Total	Unreleased Appropriations	Unobligated Allotments	Unpaid Obligations (15-20) = (23+24)	
		3	4	5=(3+4)	6	7	8	9	10=[(6+(-7))-8+9]	11	12	13	14	15=(11+12+13+14)	16	17	18	19	20=(16+17+18+19)	21=(5-10)	22=(10-15)	23	24
III. Special Purpose Fund (Please specify)																							
MPBF-PS																							
PGF-PS (Pension Benefits)	5 01 04 030																						
Sub-Total, Special Purpose Fund																							
PS	5010000000																						
MOOE	5020000000																						
Fin Exp. (if applicable)																							
CO																							
GRAND TOTAL		29,298,000.00		29,298,000.00	6,995,368.00				6,995,368.00			6,946,587.81		6,946,587.81			6,795,046.97		6,795,046.97	22,302,632.00	48,780.19	151,540.84	
PS	5010000000																						
MOOE	5020000000	29,298,000.00		29,298,000.00	6,995,368.00				6,995,368.00			6,946,587.81		6,946,587.81			6,795,046.97		6,795,046.97	22,302,632.00	48,780.19	151,540.84	
Fin Exp. (if applicable)																							
CO																							
Recapitulation by MFO:																							
MFO 1 - PROMOTION OF AMATEUR SPORT INDICATORS																							
Quantity Indicators:																							
- No. of promotional events/activities held																							
- No. of national athletes supported																							
Quality Indicators:																							
- % of stakeholders who rated the PSC promotional events/activities as good, better, best																							
- % of change in number of athletes participating in international competitions.																							
- % of change in number of: 1) grassroots athletes participating in national compellions and 2) individuals joining the Sports-for-All activities																							
Timelines:																							
- % of application for sports-related assistance responded to within three (3) days upon receipt of application.																							
Certified Correct:		Certified Correct:			Recommending Approval:					Approved By:													
 ATTY. GUILLERMO B. IROY, JR. Chief, Budget Officer		 IMEE B. CUANDAB Chief Accountant			 MERLITA R. IBAY Deputy Executive Director-AFMS					 WILLIAM I. RAMIREZ Chairman													

	Current Year Appropriations
	Supplemental Appropriations
	Continuing Appropriations

Particulars	UACS Code	Appropriations			Allotments				Current Year Obligations						Current Year Disbursements					Balances			
		Authorized Appropriation	Adjustments (Transfer To/From, Realignment)	Adjusted Appropriations	Allotments Received	Adjustments (Withdrawal, Reassignment)	Transfer to	Transfer from	Adjusted Total Allotments	1st Quarter Ending March 31	2nd Quarter Ending June 30	3rd Quarter Ending Sept. 30	4th Quarter Ending Dec. 31	Total	1st Quarter Ending March 31	2nd Quarter Ending June 30	3rd Quarter Ending Sept. 30	4th Quarter Ending Dec. 31	Total	Unreleased Appropriations	Unobligated Allotments	Unpaid Obligations (15-20) = (23+24)	
																						Due and Demandable	Not Yet Due Demandable
I. Agency Specific Budget	01 101 101																						
General Administration and Support	100000000	70,338,000.00		70,338,000.00	70,307,621.00				70,307,621.00	17,412,545.43	28,280,237.60	-	-	45,692,783.03	16,351,239.49	24,647,139.49	-	-	40,998,378.98	30,379.00	24,614,837.97	4,694,404.05	
General Admin. and Supervision	100010000																						
PS	5010000000	30,891,000.00		30,891,000.00	30,860,621.00				30,860,621.00	6,575,715.87	7,639,289.04			14,215,004.91	6,560,332.89	7,654,672.02			14,215,004.91	30,379.00	16,645,616.09	-	
MOOE	5020000000	39,447,000.00		39,447,000.00	39,447,000.00				39,447,000.00	10,836,829.56	20,640,948.56			31,477,778.12	9,790,906.60	16,992,467.47			26,783,374.07	-	7,969,221.88	4,694,404.05	
Fin Exp. (If applicable)																							
CO		-		-	-				-														
Operations	300000000	118,786,000.00	-	118,786,000.00	98,786,000.00	-	-	-	98,786,000.00	17,414,937.11	24,735,303.94	-	-	42,150,241.05	16,467,895.13	20,063,563.62	-	-	36,531,458.75	20,000,000.00	56,635,758.95	5,618,782.30	-
MFO 1 - PROMOTION OF AMATEUR SPORTS	301000000																						
Policy and Program Formulation & Amateur Sport Dev't. & Promotion	301010000																						
PS	5010000000	26,188,000.00		26,188,000.00	26,188,000.00				26,188,000.00	5,929,777.67	7,011,202.57			12,940,980.24	5,929,777.67	7,011,202.57			12,940,980.24	-	13,247,019.76	-	
MOOE	5020000000	45,523,000.00		45,523,000.00	45,523,000.00				45,523,000.00	6,485,159.44	14,724,101.37			21,209,260.81	5,538,117.46	10,052,361.05			15,590,478.51	-	24,313,739.19	5,618,782.30	
Fin Exp. (If applicable)																							
CO																							
National Sport for-All-Grassroot Centerpiece Program	301020000																						
PS	5010000000																						
MOOE	5020000000	47,075,000.00		47,075,000.00	27,075,000.00				27,075,000.00	5,000,000.00	3,000,000.00	-		8,000,000.00	5,000,000.00	3,000,000.00	-		8,000,000.00	20,000,000.00	19,075,000.00		
Fin Exp. (If applicable)																							
CO																							
Locally-Funded Project(s)	400000000	34,423,000.00	-	34,423,000.00	34,423,000.00	-	-	-	34,423,000.00	-	10,326,580.00	-	-	10,326,580.00	-	10,000,000.00	-	-	10,000,000.00	-	24,096,420.00	326,580.00	-
SEA Games	412010001																						
PS	5010000000																						
MOOE	5020000000	34,423,000.00		34,423,000.00	34,423,000.00				34,423,000.00	-	10,326,580.00			10,326,580.00		10,000,000.00			10,000,000.00		24,096,420.00	326,580.00	
Fin Exp. (If applicable)																							
CO																							
Sub-Total, Agency Specific Budget		223,547,000.00		223,547,000.00	203,516,621.00				203,516,621.00	34,827,482.54	63,342,121.54	-	-	98,169,604.08	32,819,134.62	54,710,703.11	-	-	87,529,837.73	30,379.00	125,347,016.92	10,639,766.35	
PS	5010000000	57,079,000.00		57,079,000.00	57,048,621.00				57,048,621.00	12,505,493.54	14,850,491.61	-	-	27,155,985.15	12,490,110.56	14,665,874.59	-	-	27,155,985.15	30,379.00	29,892,635.85	-	
MOOE	5020000000	166,468,000.00		166,468,000.00	166,468,000.00				166,468,000.00	22,321,989.00	48,891,629.93	-	-	71,013,618.93	20,329,024.06	40,044,828.52	-		60,373,852.58	-	95,454,381.07	10,639,766.35	
Fin Exp. (If applicable)																							
CO																							
II Automatic Appropriations		5,046,000.00	-	5,046,000.00	5,046,000.00	-	-	-	5,046,000.00	1,203,534.90	1,145,444.72	-	-	2,348,979.62	1,203,534.90	1,145,444.72	-	-	2,348,979.62	-	2,697,020.38	-	-
RLIP	01 104 102	5,046,000.00		5,046,000.00	5,046,000.00				5,046,000.00	1,203,534.90	1,145,444.72			2,348,979.62	1,203,534.90	1,145,444.72			2,348,979.62	-	2,697,020.38	-	-
Special Acct in the Gen. Fund (Please Specify)																							
MOOE	5020000000																						
CO																							
Sub-Total, Automatic Appropriations		5,046,000.00		5,046,000.00	5,046,000.00				5,046,000.00	1,203,534.90	1,145,444.72	-	-	2,348,979.62	1,203,534.90	1,145,444.72	-	-	2,348,979.62	-	2,697,020.38	-	-
PS	5010000000	5,046,000.00		5,046,000.00	5,046,000.00				5,046,000.00	1,203,534.90	1,145,444.72	-	-	2,348,979.62	1,203,534.90	1,145,444.72	-	-	2,348,979.62	-	2,697,020.38	-	-
MOOE	5020000000																						
Fin Exp. (If applicable)																							
CO																							

STATEMENT OF APPROPRIATIONS, ALLOTMENTS, OBLIGATIONS, DISBURSEMENTS AND BALANCES
As of the Quarter Ending June 30, 2017




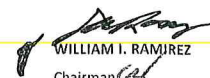
Department : OTHER EXECUTIVE OFFICES
Agency : PHILIPPINE SPORTS COMMISSION
Operating Unit : (C0492)
Organization Code (UACS) : 26 032 0000000
Funding Source Code (as clustered) : 01 101 101

	Current Year Appropriations
	Supplemental Appropriations
	Continuing Appropriations

Particulars	UACS Code	Appropriations			Allotments				Current Year Obligations					Current Year Disbursements					Balances					
		Authorized	Adjustments	Adjusted	Allotments	Adjustments	Transfer to	Transfer from	Adjusted Total Allotments	1st Quarter Ending March 31	2nd Quarter Ending June 30	3rd Quarter Ending Sept. 30	4th Quarter Ending Dec. 31	Total	1st Quarter Ending March 31	2nd Quarter Ending June 30	3rd Quarter Ending Sept. 30	4th Quarter Ending Dec. 31	Total	Unreleased Appropriations	Unobligated Allotments	Unpaid Obligations		
		Appropriation	(Transfer (To) From, Realignments)	Appropriations	Received	(Withdrawal, Realignments)																(15-20) = (23+24)	Due and Demandable	Not Yet Due Demandable
III. Special Purpose Fund (Please specify)																								
MPBF-PS	5010000000	1,872,712.00		1,872,712.00	1,872,712.00				1,872,712.00												1,872,712.00	-		
PGF-PS (Pension Benefits)	5 01 04 030	711,626.00		711,626.00	711,626.00				711,626.00	711,625.48				711,625.48	711,625.48				711,625.48	-	0.52	-		
Sub-Total, Special Purpose Fund		2,584,338.00	-	2,584,338.00	2,584,338.00				2,584,338.00	711,625.48	-	-	-	711,625.48	711,625.48	-	-	-	711,625.48	-	1,872,712.52	-		
PS	5010000000																							
MOOE	5020000000																							
Fin Exp. (If applicable)																								
CO																								
GRAND TOTAL		231,177,338.00		231,177,338.00	211,146,959.00				211,146,959.00	36,742,642.92	64,487,566.26	-	-	101,230,209.18	34,734,295.00	55,856,147.83	-	-	90,590,442.83	20,030,379.00	109,916,749.82	10,639,766.35		
PS	5010000000	64,709,338.00	-	64,709,338.00	64,678,959.00	-	-	-	64,678,959.00	14,420,653.92	15,795,936.33	-	-	30,216,590.25	14,405,270.94	15,811,319.31	-	-	30,216,590.25	30,379.00	34,462,368.75	-		
MOOE	5020000000	166,468,000.00		166,468,000.00	146,468,000.00				146,468,000.00	22,321,989.00	48,691,629.93	-	-	71,013,618.93	20,329,024.06	40,044,828.52			60,373,852.58	20,000,000.00	75,454,381.07	10,639,766.35		
Fin Exp. (If applicable)																								
CO																								
Recapitulation by MFO:																								
MFO 1 - PROMOTION OF AMATEUR SPORT																								
INDICATORS																								
Quantity Indicators:																								
- No. of promotional events/activities held																								
- No. of national athletes supported																								
Quality Indicators:																								
- % of stakeholders who rated the PSC promotional events/activities as good, better, best																								
- % of change in number of athletes participating in international competitions.																								
- % of change in number of: 1) grassroots athletes participating in national competitions and 2) individuals joining the Sports-for-All activities																								
Timelines:																								
- % of application for sports-related assistance responded to within three (3) days upon receipt of application.																								
Certified Correct:																								
Certified Correct:																								
Recommending Approval:																								
Approved By:																								
ATTY. GUILLERMO B. IROY, JR. Chief, Budget Officer																								
IMEE B. CAJANDAB Chief Accountant																								
MERLITA R. IBAY Deputy Executive Director-AFMS																								
WILLIAM I. RAMIREZ Chairman																								

	Current Year Appropriations
	Supplemental Appropriations
	Continuing Appropriations

	Current Year Appropriations
	Supplemental Appropriations
	Continuing Appropriations

Particulars	UACS Code	Appropriations			Allotments					Current Year Obligations					Current Year Disbursements					Balances						
		Authorized	Adjustments	Adjusted	Allotments	Adjustments	Transfer to	Transfer from	Adjusted	1st Quarter	2nd Quarter	3rd Quarter	4th Quarter		1st Quarter	2nd Quarter	3rd Quarter	4th Quarter		Unreleased	Unobligated	Unpaid Obligations				
		Appropriation	(Transfer	Appropriations	Received	(Withdrawal			Total	Ending	Ending	Ending	Ending	Total	Ending	Ending	Ending	Ending	Total	Appropriations	Allotments	(15-20) = (23+24)				
		(To)From,				Repayment)			Allotments	March 31	June 30	Sept. 30	Dec. 31		March 31	June 30	Sept. 30	Dec. 31				Due and	Not Yet Due			
			Resignment)																		Demandable	Demandable				
III. Special Purpose Fund (Please specify)																										
MPBF-PS																										
PGF-PS (Pension Benefits)	5 01 04 030																									
Sub-Total, Special Purpose Fund		-		-	-				-	-	-	-	-	-	-	-	-	-	-	-	-	-				
PS	5010000000																									
MOOE	5020000000																									
Fin Exp. (If applicable)																										
CO																										
GRAND TOTAL		29,298,000.00	-	29,298,000.00	-	-	-	-	-	-	-	-	-	-	-	-	-	-	-	29,298,000.00	-	-				
PS	5010000000	-	-	-	-	-	-	-	-	-	-	-	-	-	-	-	-	-	-	-	-	-				
MOOE	5020000000	29,298,000.00	-	29,298,000.00	-	-	-	-	-	-	-	-	-	-	-	-	-	-	-	29,298,000.00	-	-				
Fin Exp. (If applicable)																										
CO																										
Recapitulation by MFO:																										
MFO 1 - PROMOTION OF AMATEUR SPORT																										
INDICATORS																										
Quantity Indicators:																										
- No. of promotional events/activities held																										
- No. of national athletes supported																										
Quality Indicators:																										
- % of stakeholders who rated the PSC promotional events/activities as good, better, best																										
- % of change in number of athletes participating in international competitions.																										
- % of change in number of: 1) grassroots athletes participating in national competitions and 2) individuals joining the Sports-for-All activities																										
Timeliness:																										
- % of application for sports-related assistance responded to within three (3) days upon receipt of application.																										
Certified Correct:		Certified Correct:																					Recommending Approval:		Approved By:	
																										
ATTY. GUILLERMO B. IROY, JR. Chief, Budget Officer		IMEE B. CAJANDAB Chief Accountant																					MERLITA R. IBAY Deputy Executive Director-AFMS		WILLIAM I. RAMIREZ Chairman	

	Current Year Appropriations
	Supplemental Appropriations
	Continuing Appropriations

STATEMENT OF APPROPRIATIONS, ALLOTMENTS, OBLIGATIONS, DISBURSEMENTS AND BALANCES
As of the Quarter Ending March 31, 2017

Department : OTHER EXECUTIVE OFFICES
Agency : PHILIPPINE SPORTS COMMISSION
Operating Unit : (C0492)
Organization Code (UACS) : 26 032 0000000
Funding Source Code (as clustered) : 01 101 101

	Current Year Appropriations
	Supplemental Appropriations
	Continuing Appropriations

Particulars	UACS Code	Appropriations			Allotments				Current Year Obligations					Current Year Disbursements					Balances				
		Authorized Appropriation	Adjustments (Transfer (To)From, Realignment)	Adjusted Appropriations	Allotments Received	Adjustments (Withdrawal, Realignment)	Transfer to	Transfer from	Adjusted Total Allotments	1st Quarter Ending March 31	2nd Quarter Ending June 30	3rd Quarter Ending Sept. 30	4th Quarter Ending Dec. 31	Total	1st Quarter Ending March 31	2nd Quarter Ending June 30	3rd Quarter Ending Sept. 30	4th Quarter Ending Dec. 31	Total	Unreleased Appropriations	Unobligated Allotments	Unpaid Obligations (15-20) = (23+24)	
																						Due and Demandable	Not Yet Due Demandable
III. Special Purpose Fund (Please specify)																							
MPBF-PS	5010000000			-				-					-					-			-		
PGF-PS (Pension Benefits)	5 01 04 030	711,626.00		711,626.00	711,626.00			711,626.00	711,625.48				711,625.48	711,625.48			-		711,625.48	-	0.52	-	
Sub-Total, Special Purpose Fund		711,626.00	-	711,626.00	711,626.00			711,626.00	711,625.48	-	-	-	711,625.48	711,625.48	-		-	-	711,625.48	-	0.52	-	
PS	5010000000																						
MOOE	5020000000																						
Fin Exp. (If applicable)																							
CO																							
GRAND TOTAL		229,304,626.00		229,304,626.00	209,230,559.00			209,230,559.00	36,742,642.92	-	-	-	36,742,642.92	34,734,294.99	-	-	-	-	34,734,294.99	20,074,067.00	172,487,916.08	2,008,347.93	
PS	5010000000	62,836,626.00	-	62,836,626.00	62,762,559.00	-	-	62,762,559.00	14,420,653.92	-	-	-	14,420,653.92	14,405,270.93	-	-	-	-	14,405,270.93	74,067.00	48,341,905.08	15,382.99	
MOOE	5020000000	166,468,000.00		166,468,000.00	146,468,000.00			146,468,000.00	22,321,989.00	-	-	-	22,321,989.00	20,329,024.06	-	-	-	-	20,329,024.06	20,000,000.00	124,146,011.00	1,992,964.94	
Fin Exp. (If applicable)																							
CO																							
Recaptulation by MFO:																							
MFO 1 - PROMOTION OF AMATEUR SPORT																							
INDICATORS																							
Quantity Indicators:																							
- No. of promotional events/activities held																							
- No. of national athletes supported																							
Quality Indicators:																							
- % of stakeholders who rated the PSC promotional events/activities as good, better, best																							
- % of change in number of athletes participating in international competitions.																							
- % of change in number of: 1) grassroots athletes participating in national competions and 2) individuals joining the Sports-for-All activities																							
Timelines:																							
- % of application for sports-related assistance responded to within three (3) days upon receipt of application.																							
Certified Correct:																							
Certified Correct:																							
Recommending Approval:																							
Approved By:																							
ATTY. GUILLERMO B. IROY, JR. Chief, Budget Officer																							
IMEE B. CAJANDAB Chief Accountant																							
MERLITA R. IBAY Deputy Executive Director-AFMS																							
WILLIAM I. RAMIREZ Chairman																							

Department : OTHER EXECUTIVE OFFICES

Agency : PHILIPPINE SPORTS COMMISSION

Operating Unit : (C0492)





Organization Code (UACS) : 26 032 0000000

Funding Source Code (as clustered) : 03 104 377

	Current Year Appropriations
	Supplemental Appropriations
	Continuing Appropriations

[illegible]

	Current Year Appropriations
	Supplemental Appropriations
	Continuing Appropriations

Particulars	UACS Code	Appropriations			Allotments				Current Year Obligations					Current Year Disbursements					Balances				
		Authorized Appropriation	Adjustments (Transfer (To)From, Realignment)	Adjusted Appropriations	Allotments Received	Adjustments (Withdrawal, Realignment)	Transfer to	Transfer from	Adjusted Total Allotments	1st Quarter Ending March 31	2nd Quarter Ending June 30	3rd Quarter Ending Sept. 30	4th Quarter Ending Dec. 31	Total	1st Quarter Ending March 31	2nd Quarter Ending June 30	3rd Quarter Ending Sept. 30	4th Quarter Ending Dec. 31	Total	Unreleased Appropriations	Unobligated Allotments	Unpaid Obligations (15-20) = (23+24)	
																						Due and Demandable	Not Yet Due Demandable
III. Special Purpose Fund (Please specify)																							
MPBF-PS																							
PGF-PS (Pension Benefits)	5 01 04 030																						
Sub-Total, Special Purpose Fund		-		-	-				-	-	-	-	-	-	-	-	-	-	-	-	-	-	-
PS	5010000000																						
MOOE	5020000000																						
Fin Exp. (If applicable)																							
CO																							
GRAND TOTAL		29,298,000.00	-	29,298,000.00	-	-	-	-	-	-	-	-	-	-	-	-	-	-	-	29,298,000.00	-	-	-
PS	5010000000	-	-	-	-	-	-	-	-	-	-	-	-	-	-	-	-	-	-	-	-	-	-
MOOE	5020000000	29,298,000.00	-	29,298,000.00	-	-	-	-	-	-	-	-	-	-	-	-	-	-	-	29,298,000.00	-	-	-
Fin Exp. (If applicable)																							
CO																							
Receptulation by MFO:																							
MFO 1 - PROMOTION OF AMATEUR SPORT INDICATORS																							
Quantity Indicators:																							
- No. of promotional events/activities held																							
- No. of national athletes supported																							
Quality Indicators:																							
- % of stakeholders who rated the PSC promotional events/activities as good, better, best																							
- % of change in number of athletes participating in international competitions.																							
- % of change in number of: 1) grassroots athletes participating in national compeltions and 2) individuals joining the Sports-for-All activities																							
Timelines:																							
- % of application for sports-related assistance responded to within three (3) days upon receipt of application.																							
Certified Correct:		Certified Correct:		Recommending Approval:		Approved By:																	
 ATTY. GUILLERMO B. IROY, JR. Chief, Budget Officer		 MEE B. BAJANDAB Chief Accountant		 MERLITA R. IBAY Deputy Executive Director-AFMS		 WILLIAM I. RAMIREZ Chairman																	