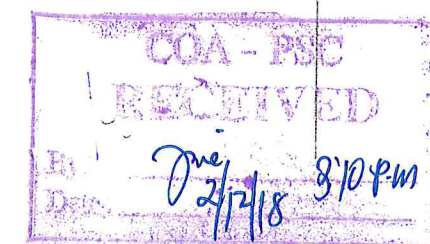


QUARTERLY PHYSICAL REPORT OF OPERATION
As of 2017 December 31

Department: Other Executive Offices
 Appropriations: Current Year Appropriations
 Agency: Philippine Sports Commission
 Operating Unit: N/A
 Organization Code (UACS): 260320000000
 Report Status: SUBMITTED

Particulars	UACS CODE	Physical Targets					Physical Accomplishments					Variance as of December 31 2017	Remarks
		1st Quarter	2nd Quarter	3rd Quarter	4th Quarter	Total	1st Quarter	2nd Quarter	3rd Quarter	4th Quarter	Total		
1	2	3	4	5	6	7= (3+4+5+6)	8	9	10	11	12= (8+9+10+11)	13	14
Part A													
I. Operations													
MFO 1: PROMOTION OF AMATEUR SPORT	000003010000000												
Quantity													
No. of promotional events/activities held						29	18	11	12	14	55		
No. of national athletes supported						830	1033	876	956	956	955 average		
Quality													
% of stakeholders who rate PSC promotional events/activities as good or better						100%	n/a		18		18		
% change in number of national athletes participating in international competitions						5% inc from 2014 (227)	350	517	409	217	1,493		
% change in number of grassroots athletes participating in national competitions						5% inc from 2014 (13,644)	4,000	5,000	9,597	6,846	25,443		
% change in number of individuals joining the Sports-for-all-activities						5% inc from 2014 (76,850)	21,200	22,260	31,318	33,318	108,096		
Timeliness													




Particulars	UACS CODE	Physical Targets					Physical Accomplishments					Variance as of December 31 2017	Remarks
		1st Quarter	2nd Quarter	3rd Quarter	4th Quarter	Total	1st Quarter	2nd Quarter	3rd Quarter	4th Quarter	Total		
1	2	3	4	5	6	7= (3+4+5+6)	8	9	10	11	12= (8+9+10+11)	13	14
% of applications for sports-related assistance responded to within 3 days upon receipt of application						5% inc from 2014 (2644)	894	873	759	350	2,876		
Quantity													
No. of promotional events/activities held						29							
No. of national athletes supported						830							
% change in number of national athletes participating in international competitions						238							
% change in number of grassroots athletes participating in national competitions						14,326							
% change in number of individuals joining the Sports-For-All activities						80,692							
Quality													
% of stakeholders who rate PSC promotional events/activities as good or better						100%							
Timeliness													
% of applications for sports-related assistance responded to within 3 days upon receipt of application						2,776							

Prepared By:

 Abigail Marie Rivera

Planning Services Head/Planning Officer
 Date: 31/Jan/2018

In coordination with:

 MERLITA R. IBAY

Financial Services Head/Budget Officer
 Date: 01/Feb/2018

Approved By:

 William Ramirez

Agency Head/Department Secretary
 Date: 01/Feb/2018

2017 PHYSICAL REPORT OF OPERATION
As of 2017 September 30

Department: Other Executive Offices
 Agency: Philippine Sports Commission
 Operating Unit: (C0492)
 Organization Code (UACS): 2.6032E+11

	Current Year Appropriations
	Supplemental Appropriations
	Continuing Appropriations
	Off-Budget Account

Particulars	UACS CODE	Physical Targets					Physical Accomplishment					Variance	Remarks
		1st Quarter	2nd Quarter	3rd Quarter	4th Quarter	Total	1st Quarter	2nd Quarter	3rd Quarter	4th Quarter	Total		
MFO 1: PROMOTION OF AMATEUR SPORT INDICATORS													
<i>Quantity Indicators</i>													
> No. of promotional events/activities		7	7	7	8	29	18	11	12				
> No. of national athletes supported		830	830	830	830	830 ave.	1,033	876	956				
<i>Quality Indicators</i>													
> % of stakeholders who rate PSC promotional events/activities as good		-	-	-	18		-	-	18				
athletes participating in international competitions		60	60	60	58		350	517	409				
> % change in number of grassroots athletes participating in national		3,580	3,582	3,582	3,582		4,000	5,000	9,597				
> % change in number of individuals joining the Sports-for-all-activities		20,173	20,173	20,173	20,173		21,200	22,260	31,318				
<i>Timeliness</i>													
> % of applications for sports-related assistance responded to within 3 days		694	694	694	694		894	873	759				

Prepared By:

In coordination with:

Approved By:


 GLORIA B. QUINTOS
 Acting Chief, Program Research and Development Division


 ATTY. SANNAH B. FRIVALDO
 Executive Director


 WILLIAM I. RAMIREZ
 Chairman

2017 PHYSICAL REPORT OF OPERATION

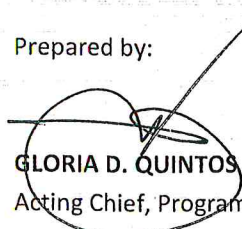
As of 2017 June 30

Department : Other Executive Offices
 : Philippine Sports Commission
 : (C0492)
 : 26 032 0000000

	Current Year Appropriations
	Supplemental Appropriations
	Continuing Appropriations
	Off-Budget Account

PARTICULARS	UACS CODE	Physical Targets					Physical Accomplishments					Variance	Remarks	
		1st Quarter	2nd Quarter	3rd Quarter	4th Quarter	Total	1st Quarter	2nd Quarter	3rd Quarter	4th Quarter	Total			
MFO 1: PROMOTION OF AMATEUR SPORT INDICATORS														
Quantity Indicators														
> No. of promotional events/ activities held		7	7	7	8	29	18	111						
> No. of national athletes supported.		830	830	830	830	830 ave.	1,033	876						
Quality Indicators														
> % of stakeholders who rated the PSC promotional events/activities as good, better and best.		-	-	-	18		-	-						
> % change in number of national athletes participating in major international competitions.		60	60	60	58		350	517						
> % change in number of grassroots athletes participating in national competitions.		3,580	3,582	3,582	3,582		4,000	5,000						
> % change in number of individuals joining the Sports-For-All activities.		20,173	20,173	20,173	20,173		21,200	22,260						
Timeliness														
> % of application for sports-related assistance responded to within three (3) days upon receipt of application.		694	694	694	694		894	873						


Prepared by:


 GLORIA D. QUINTOS
 Acting Chief, Program and Research Division

Recommending Approval


 ATTY. CARLO E. ABARQUEZ
 Executive Director

Approved by:


 WILLIAM I. RAMIREZ
 Chairman

2017 PHYSICAL REPORT OF OPERATION

As of 2017 March 31

Department : Other Executive Offices
 : Philippine Sports Commission
 : (C0492)
 : 26 032 0000000

	Current Year Appropriations
	Supplemental Appropriations
	Continuing Appropriations
	Off-Budget Account

PARTICULARS	UACS CODE	Physical Targets					Physical Accomplishments					Variance	Remarks
		1st Quarter	2nd Quarter	3rd Quarter	4th Quarter	Total	1st Quarter	2nd Quarter	3rd Quarter	4th Quarter	Total		
MFO 1: PROMOTION OF AMATEUR SPORT INDICATORS													
<i>Quantity Indicators</i>													
> No. of promotional events/ activities held		7	7	7	8	29	18						
> No. of national athletes supported.		830	830	830	830	830 ave.	1,033						
<i>Quality Indicators</i>													
> % of stakeholders who rated the PSC promotional events/activities as good, better and best.		-	-	-	18		-						
> % change in number of national athletes participating in major international competitions.		60	60	60	58		350						
> % change in number of grassroots athletes participating in national competitions.		3,580	3,582	3,582	3,582		4,000						
> % change in number of individuals joining the Sports-For-All activities.		20,173	20,173	20,173	20,173		21,200						
<i>Timeliness</i>													
> % of application for sports-related assistance responded to within three (3) days upon receipt of application.		694	694	694	694		894						

Prepared by:


GLORIA D. QUINTOS
 Acting Chief, Program and Research Division

Recommending Approval


ATTY. CARLO E. ABARQUEZ
 Executive Director

Approved by:


WILLIAM I. RAMIREZ
 Chairman